

Read the instructions carefully

- 1.Summer break – 29.5.21 to 2.7.21 . School will reopen on 5.7.21.**
- 2.Spend maximum time in reading and revising all subjects.**
- 3.Take out the print outs of the shared worksheets of all the subjects and Do them neatly.Page no.1**

ENGLISH

- MY ENGLISH BOOK : Do reading and Dictation practice of ' a ' vowel sound (Two letter and Three letter words). Write 10 two letter and 10 three letter words in the notebook.

MATHS

- Learn and speak aloud counting from 1-100 everyday.
- Do practice of “ What comes After ?” and “ What comes Before?” in notebook.

HINDI

BAL MADHURI: Write 2 times (Swar and Vyanjan) in notebook.

Do reading practice of Pages 9 -19, 24,25

EVS

- Learn 5 lines on Myself .
- Paste pictures of sense organs in your notebook.
- Learn names of FRUITS
- Learn names of VEGETABLES

ARTS

FUN WITH COLOURS – Do Page nos.1 – 15 of colouring neatly and beautifully in book.


RHYMES

RHYTHMIC RHYME BOOK

Revise the poems with its correct pronunciation along with actions .

- Badal (Page no.14). *Daddy finger, Daddy finger.....
- Chidiya (Page no.14) *Meri teacher.....
- Good night (Page no 36). Clap your hands,blink your eyes...
- Nariyal.....

Page no.2



Speaking Skills

Encourage your child to use simple words, phrases and sentences.

*May I go to washroom.


*Please give me water.

* Wishing – Good Morning, Good Afternoon, Good Evening, Good Night.



English Worksheet 1


Join the dots A-Z and Colour the picture.





English Worksheet 2

See the picture and write the initial letter.





















English Worksheet 3


See the picture and Encircle the correct letter.

Z		P	Q		R
E		L	D		A
P		O	S		G
T		L	M		Y



Maths Worksheet 1


What comes Between?





Maths Worksheet 2

Fill in the missing numbers.






Hindi Worksheets 1

चित्र देखकर पहला अक्षर लिखे और रंग भरो






















Hindi Worksheet 2


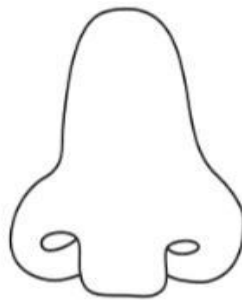

मिलान करो और चित्र में रंग भरो






My Nose

Name: _____ Draw a line from the nose to each of the pictures you can smell.



Color the picture of sun and clouds and put match sticks to make the rays of the sun





Summer Vacation

Thank-You