



D.A.V POLICE PUBLIC SCHOOL

POLICE LINES, PANCHKULA - 134112



SUMMER HOLIDAYS HOMEWORK

CLASS: L.K. G

SESSION: 2025-26



Dear Parents,

Summer holidays are here again to give us respite from the scorching heat. We hope that our children will enjoy their vacation time as well as they create their skills.

Children learn through experiments and play. There are many ways in which you can support them in gaining knowledge and understanding as well as strengthen the parents' child bond.

Some things that you as a parent can do are:

- Take your child on a nature walk.
- Play simple games with your child .
- Make simple conversation.
- Involve them in little household chores .
- Recite a story to them .
- Try to converse in English with them.

Written work:-

English: -

1. Capital Letters (A to Z) = 5 Pages.
2. Matching With Pictures.(A to Z)
3. Dictation (A to Z) = 5 Pages.
4. Paste 2 Pictures of every letter (A to Z) on A4 sheet.
5. Recognition of letters along with its phonic sound with the help of pictures.

Myself:-

1. I am..... (name)
2. I am a boy/girl .
3. I am 4 years old.
4. I study in lkg class.
5. I study in DAV Police Public school, Police lines, Panchkula.

Speaking Skills:-

Encourage your child to use simple words, phrases, sentences:

1. Mumma! Please give me something to eat.
2. I am feeling hungry!
3. I am feeling thirsty!
4. Can I watch T.V.?
5. Can I go to play?
6. Please trim my nails.
7. May I go to the washroom/toilet?
8. May I drink water?
9. Open the door.
10. Please give me one glass of water.

Activity work:-

1. Draw a family tree on A4 sheet and paste a photograph of your family members on it .
2. Draw or paste 5 pictures of fruits and vegetables on A4 sheet .
3. Draw/Paste 5 pictures of animals on A4 sheet .
4. Learn to fold handkerchief.
5. Learn गायत्री मंत्र
6. Learn one prayer from school diary.

हिन्दी:-

1. व्यंजन क से छ तक याद करें और लिखें ।
2. प्रत्येक व्यंजन के 5 शब्द याद करें ।
3. व्यंजन गीत याद करें ।
4. कार्यपत्रिका करें और क से छ तक फ्लैश कार्ड बनाएं ।

Mathematics:-

1. Write and learn counting from (1to30) -5 pages.
2. Dictation(1to30)- 5 pages.
3. Learn and speak aloud counting from 1 to 30 everyday.

Rhymes:-

English Rhyme:-Bits of paper, Oneness, Policeman

EVS : Revise Questions answer:

1. How are you ?
2. What is your name ?
3. In which class do you study?
4. Who is your class teacher ?
5. Who is your principal?
6. Where do you live?
7. In which school do you study?



D.A.V POLICE PUBLIC SCHOOL

POLICE LINES, PANCHKULA - 134112

Class - LKG
Subject - English


- ❖ Pay attention on formation of letters.
- ❖ Learn phonic sound A - Z.
- ❖ Do reading while writing.




Aa	Bb	Cc	Dd
ऐ	ब	क	ड
Ee	Ff	Gg	Hh
एह	फ	ग	ह
Ii	Jj	Kk	Ll
इ	ज	क्ख	ल
Mm	Nn	Oo	Pp
म	न	ओ	प
Qq	Rr	Ss	Tt
क्व	र	स	ट
Uu	Vv	Ww	Xx
अ	व (b/w lips)	व (lips should be closed)	क्स
	Yy	Zz	
	थ	झ	

WORKSHEET-2

Practice uppercase letters A-Z



Practice lowercase letters a-j



Circle the Correct letter



A

B

C



L

I

J



D

E

F



I

K

T



A

B

C



B

C

D



U

V

S



G

H

I



U

V

W



B

R

E



J

W

Y



K

B

L



R

W

U



W

X

Y

Practice Lower case letters a to d

Repeat lowercase letters a to d

Repeat a to d

Repeat a to d

WORKSHEET 5

Match the letter with the same letter.

A

F

B

D

C

G

D

A

E

C


F

E

G

B

Join the dots A to Z and then colour it.



Write the first letter of the picture.



Look and match with the letter.



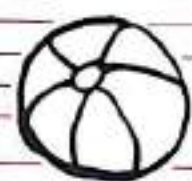
A




E



B



R



L

K



D.A.V POLICE PUBLIC SCHOOL

POLICE LINES, PANCHKULA - 134112

Subject - Maths

Note

- Note
- ❖ Always touch the bottom line while writing numbers.
 - ❖ Stress on the formation of numbers.
 - ❖ Follow the rules of ones and tens while writing counting.

Write counting 1 to 30.

[illegible][illegible]


Count and write




















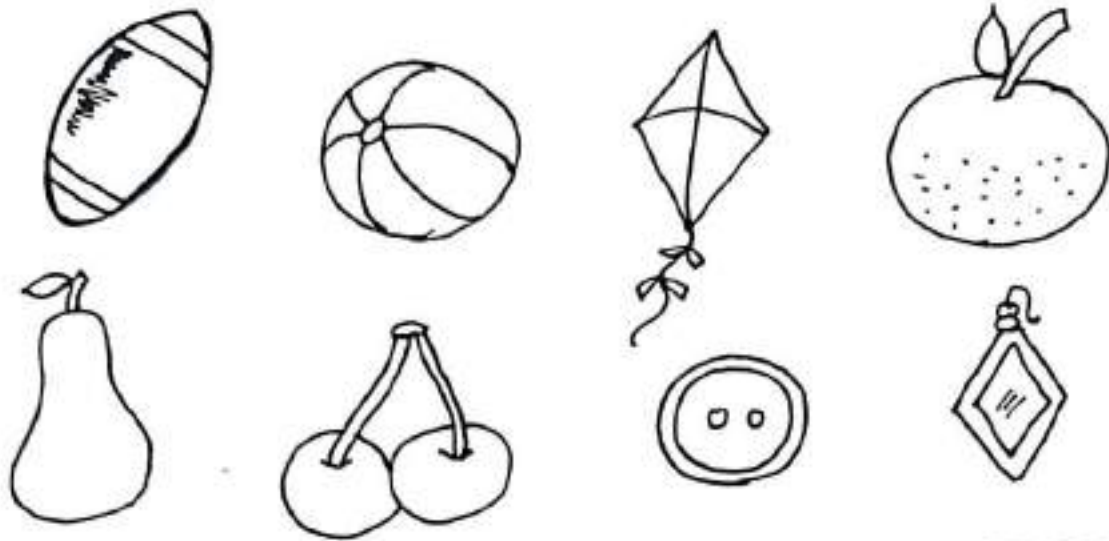




Colour the big
images only.

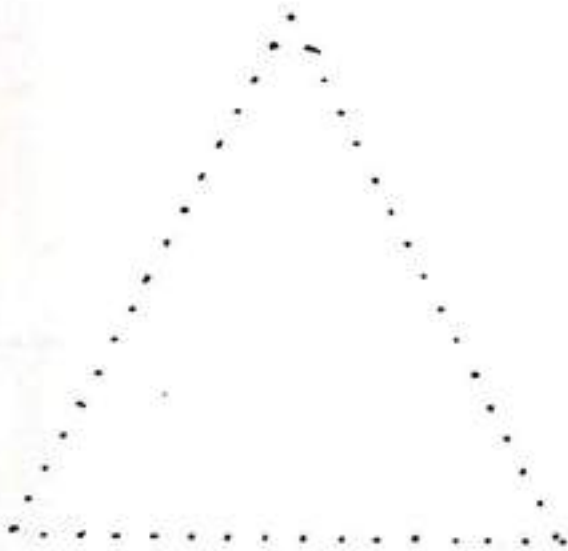


Colour the images that are circles.




Triangle Shape

Join the dots. Then colour.




Colour the objects that have the shape of a triangle.



Circle Shape

Count, Colour and join the dots.

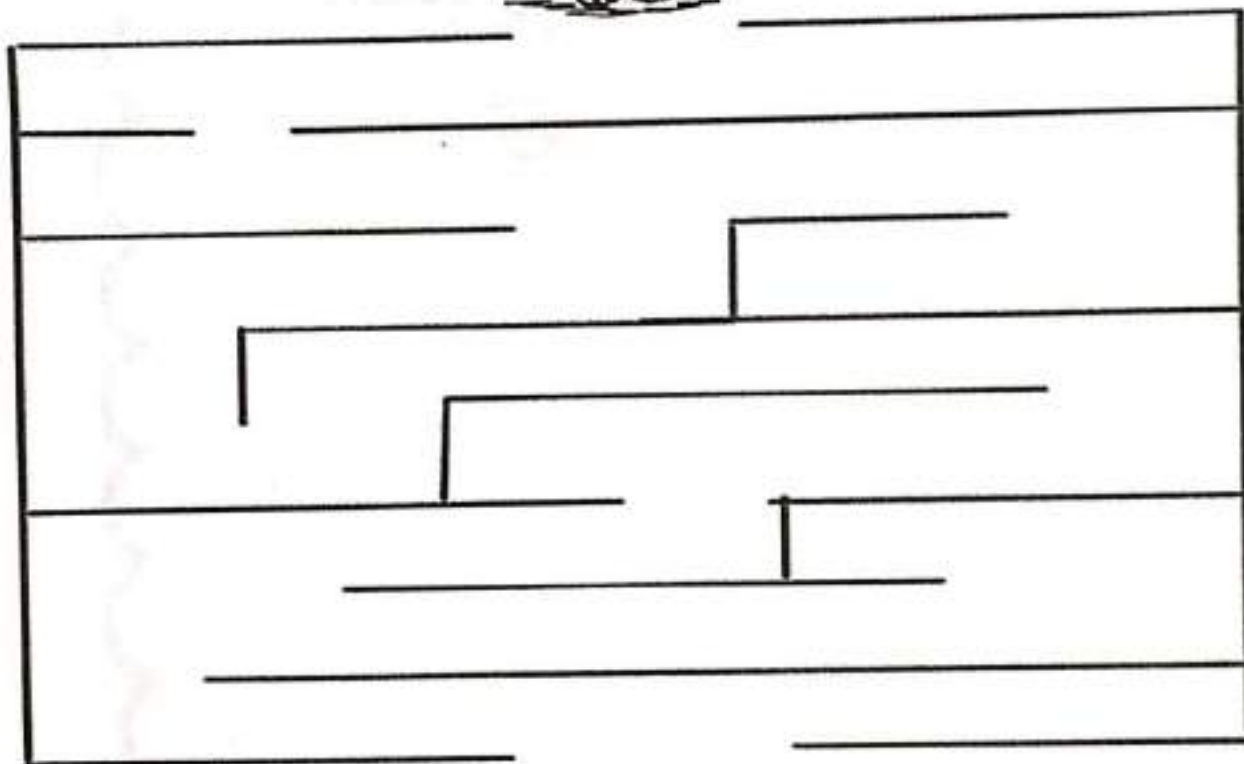




D.A.V POLICE PUBLIC SCHOOL

POLICE LINES, PANCHKULA - 134112

Help me find my way to home:-





D.A.V POLICE PUBLIC SCHOOL

POLICE LINES, PANCHKULA - 134112

Subject - Hindi
Class - LKG

Note:

- ∴ लिखावट पर ज्यादा ध्यान दें।
- ∴ लिखित कार्य के साथ मौखिक कार्य जरूर करें।

अभ्यास करें।

क ख ग घ




अभ्यास करें

क ख ग घ


Handwriting practice lines for the Hindi characters क, ख, ग, and घ. The page contains 10 sets of four-lined guides (top, middle, baseline, and descender line). Each set begins with a small dot indicating the starting point for the character stroke.



चित्र देखकर अक्षर लिखो



चित्रों को उनके नाम के पहले अक्षर से मिलाएँ।



Classroom Objects

Colour and read.



Pencil



Eraser



Pencil Sharpener



Book



Ruler



School bag



Note book




Scissors



Table



Desk



Window



Door

Colour in the fruits

Fruits



Apple



Banana



Pineapple




Straw -
berry




Watermelon

My Five Senses

Draw lines between the pictures that best go together.



Colour the Traffic light.



Colour the picture which are red in colour.

