



SUMMER
HOLIDAYS
HOMEWORK
SESSION- 2024-25
CLASS- NURSERY



govel 108



INSTRUCTIONS :-

Dear parents

Summer holidays are here again to give us respite from the scorching heat. We hope that our children will enjoy their vacation time as well as polish their skills.

Children learn through experiences and play. There are many ways in which you can support them in gaining knowledge and understanding as well as strengthen the parent child bond.

Some things you can do as a parent

- Take your child to the nature walk.
- Play simple games with your child.
- Make simple conversations.
- Involve them in little household tasks.
- Narrate short stories to them.
- Try to converse in English with them.

HAPPY SUMMER
BREAK



WORKSHEET-1 *Summ. Holiday HW (24-25)*

Trace the slanting lines:-



Trace the sleeping lines!-







WORKSHEET-3

SHW-24-25

Trace the standing lines :-




Colour the pictures yellow:-

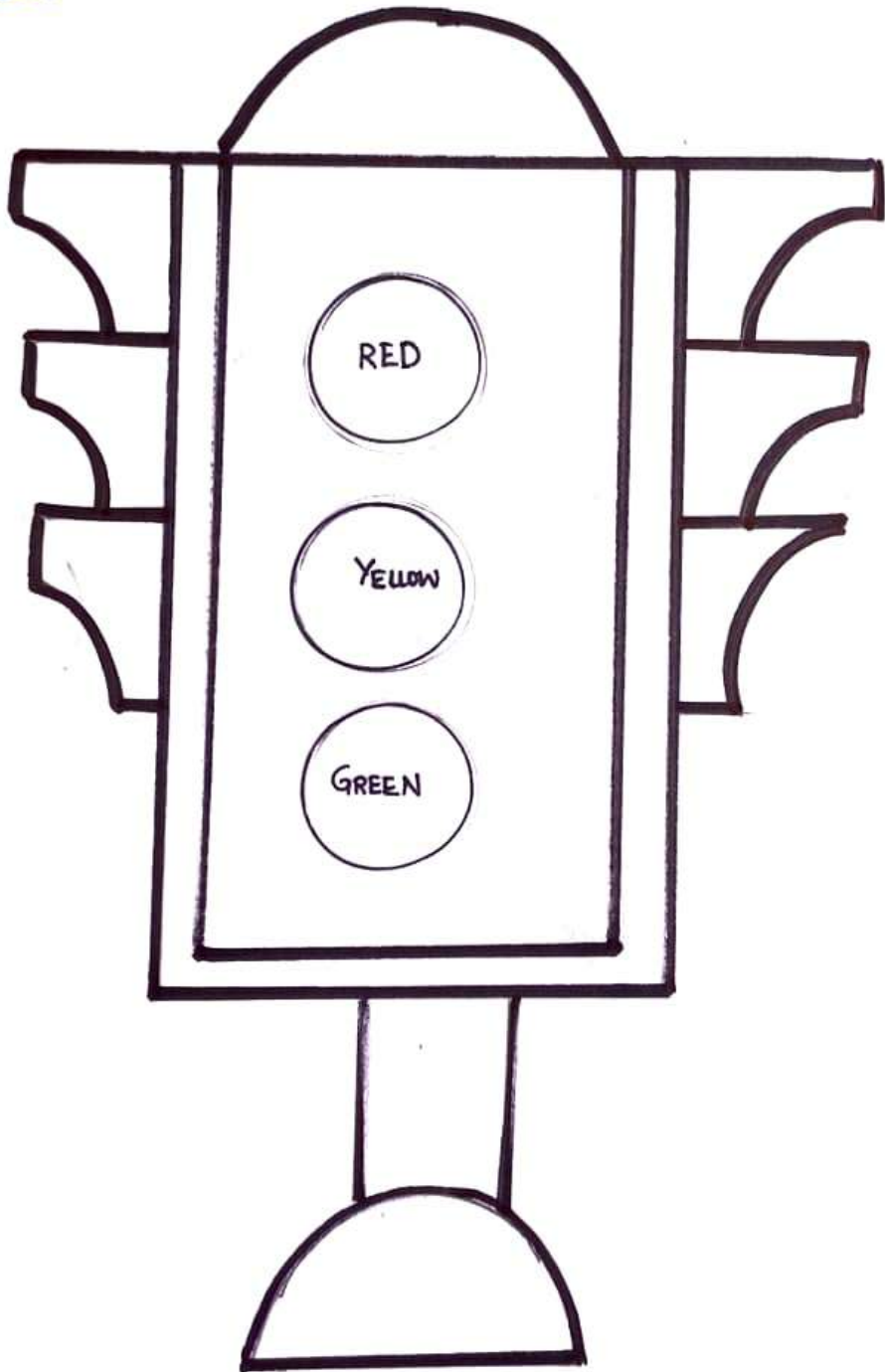


good

Colour the big picture :-



Colour the "TRAFFIC LIGHTS", Paste coloured paper on circles.



THUMB PAINTING

Dip your thumb in different paints to colour the balloons.



WORKSHEET-8


JHW-24-25

Tear and paste yellow coloured origami paper on papaya.





Colour by Number:-

1. Yellow
2. Blue
3. Green
4. Red
5. Orange



WORKSHEET-10 SHW-24-25

Colour the "Happy Faces" Yellow



WORKSHEET-II SHW-24-25

Colour the tree and paste thermocol balls on it.



Colour the pictures red :-

