



DAV POLICE PUBLIC SCHOOL, PANCHKULA



NURSERY SUMMER HOLIDAY HOME-WORK



ENGLISH

➤ Recognition of the alphabets

Write letter 'L' six times on five pages in the English notebook.





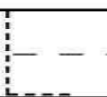
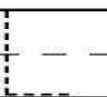

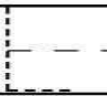
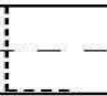

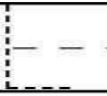
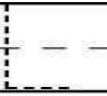







Write letter 'T' six times on five pages in the English notebook.

Write letter 'I' six times on five pages in the English notebook.

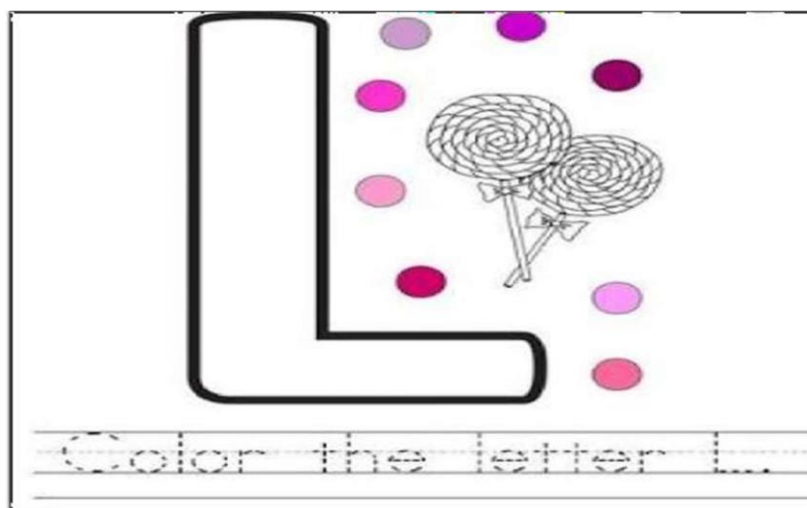
ENGLISH WORKSHEETS




Write letter 'L' five times on five pages in the English notebook and do the given worksheets below: -

Colour time is fun time!
Colour the Worksheet given Below and enjoy!



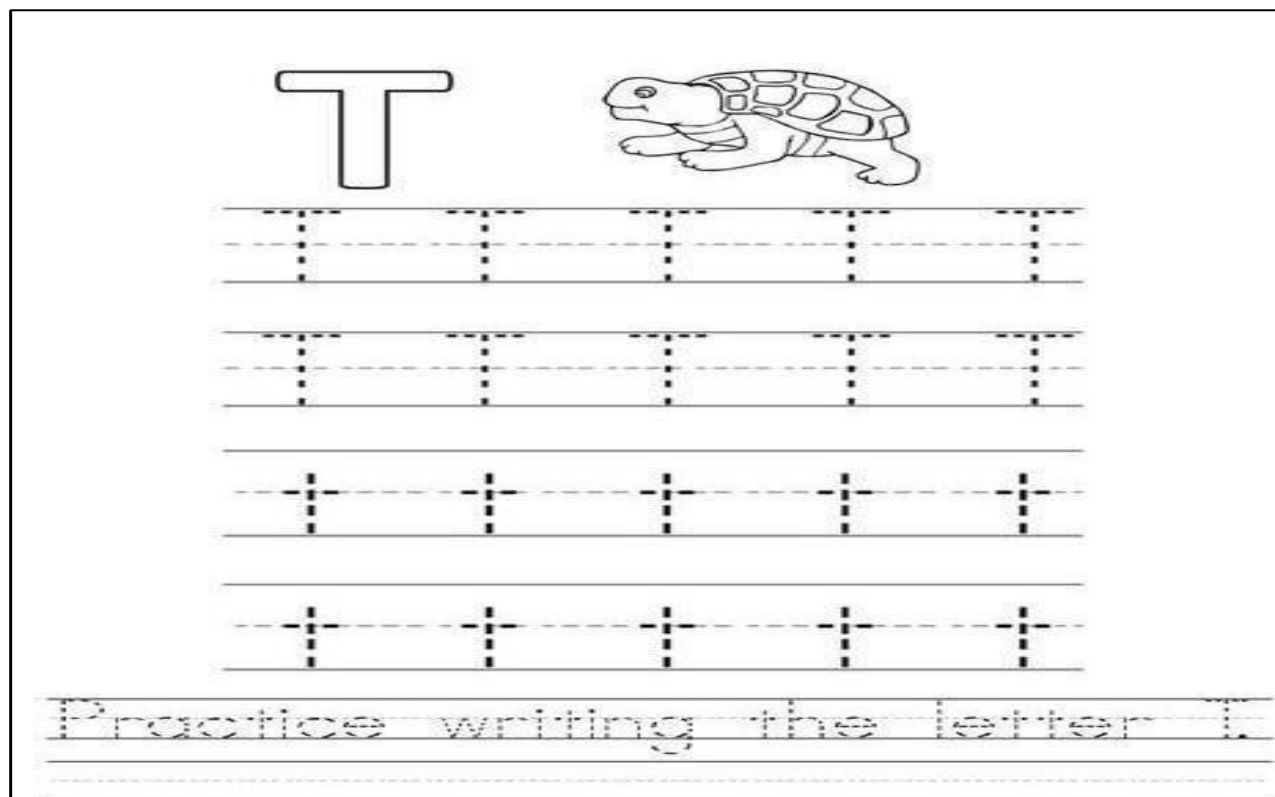

What Begins with L?




Three lions are shown on the left, each with a vertical line on its back for drawing. On the right, there are six items: a chick, a log, a sheep, a king's head, and a leaf. The task is to draw a line connecting each lion to an item that begins with the letter 'L'.

Draw a line to help the three lions find the items that **begin** with the sound of l.


Write letter 'T' five times on five pages in the English notebook and do the given worksheets below: -



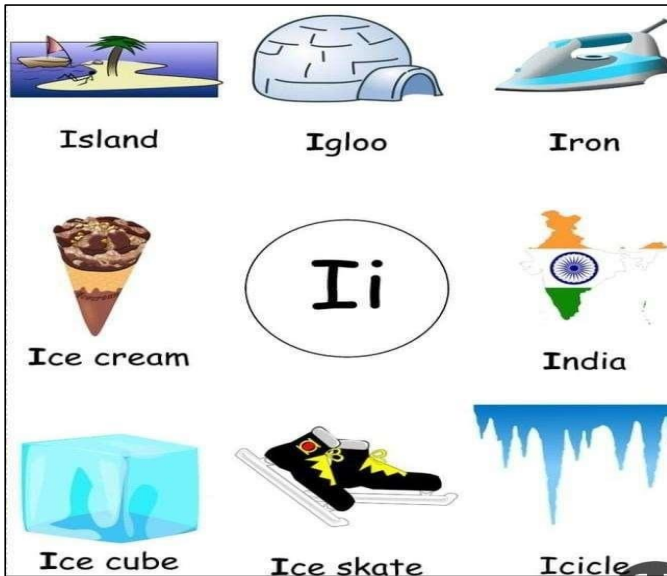
Colour Splash!
Colour the Worksheet given Below and enjoy!



Color the circles that have the letter T.



write letter 'I' five times on five pages in the English notebook
and do the given worksheets below: -



o o o o o


I i



Ice Cream

Handwriting practice lines for the letter 'I'. The first row contains six dashed uppercase 'I's for tracing. The second row contains six dashed uppercase 'I's for tracing. The third row contains six dashed uppercase 'I's for tracing. The fourth row contains six dashed lowercase 'i's for tracing. The fifth row contains six dashed lowercase 'i's for tracing.

Colour the worksheet and make it beautiful with your creative hands!





MATHS


➤ Recognition of numbers

- Learn and write the numbers 1, 7.
- Write number 1 four times on four pages in the Maths notebook.
- Write number 7 five times on five pages in the Maths notebook.

Maths worksheet



Write number 7 five times on five pages in the Maths notebook and do the given worksheets below (TRACE & COLOUR)







DAV POLICE PUBLIC SCHOOL, PANCHKULA




Write number 7 five times on five pages in the Maths notebook and do the given worksheets below: -

This is the number 7.
There are 7 turtles in the sea. Color the turtles.



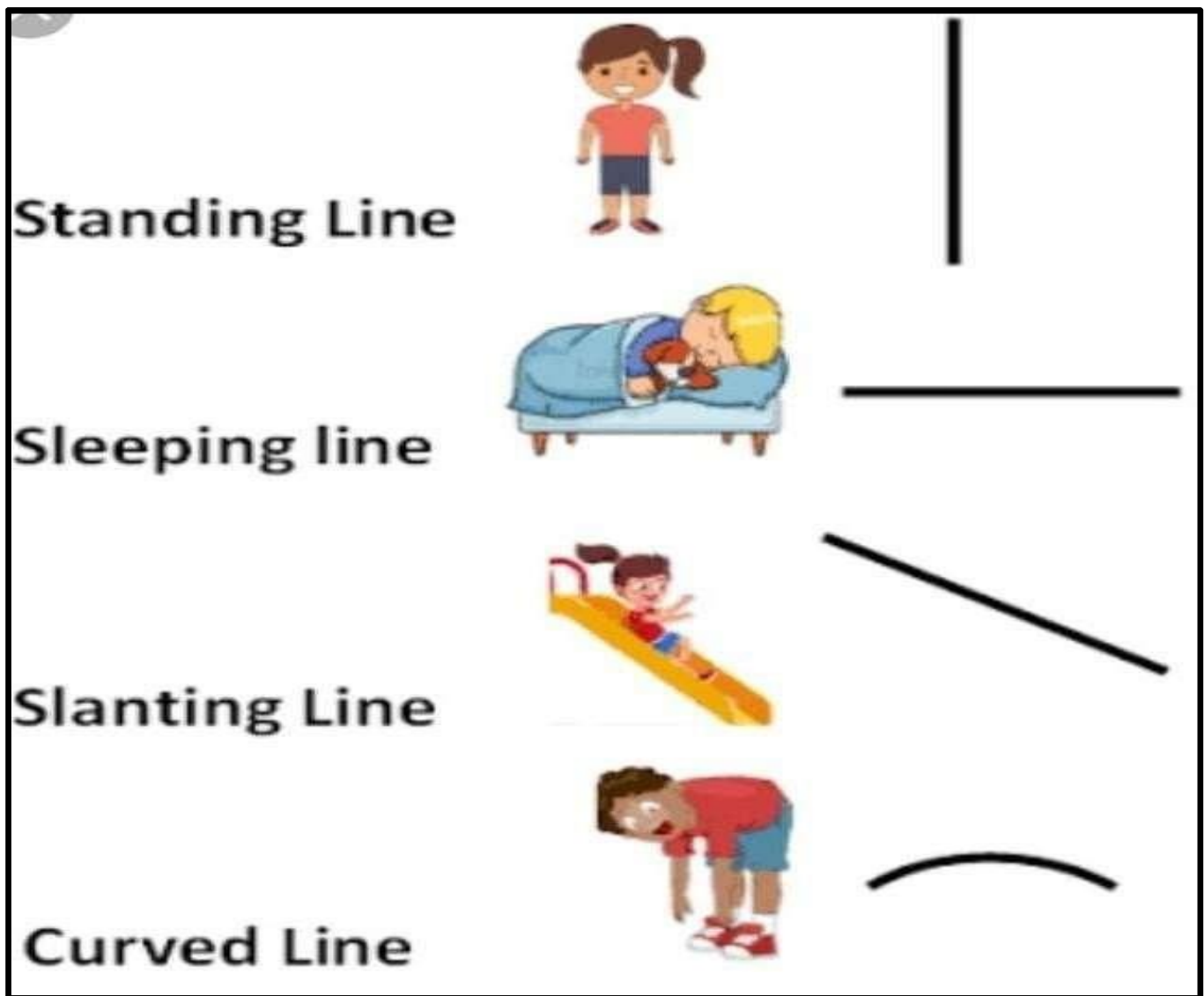
Trace the number 7.



seven	7	7	7
-------	---	---	---

Tracing Pattern: Trace the following Patterns in notebook.

1. Standing line
2. Slanting line
3. Sleeping line
4. Curve line



ACTIVITY:

1. Take 3 different types of pulses and learn their name and colour.
2. Draw letter **L** on a sheet and paste leaves on it.

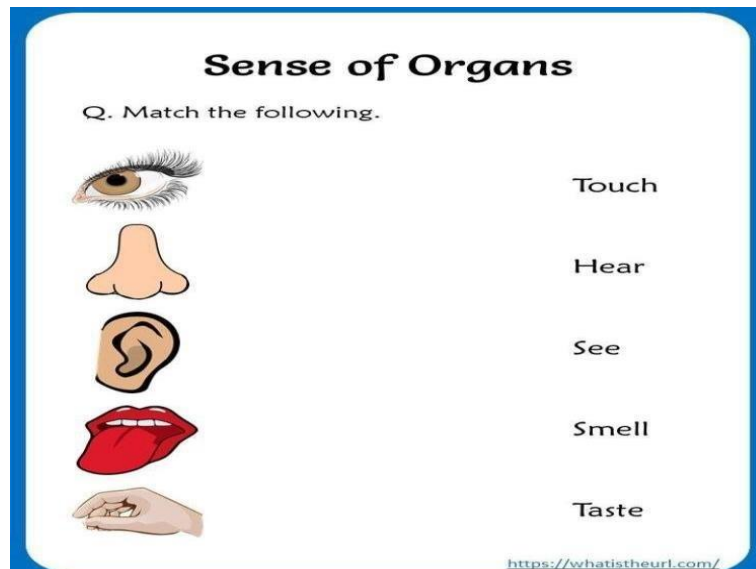


3. Thumb painting.



EVS: -

- Make a family tree on a sheet and paste pictures of your family members.
- Recognize five sense organs like eyes, nose, ear, tongue, lips.



- Good manners-



Recitation of Poems: (Video Already shared during Online Classes)

- Clap your hands
- Bits of paper
- One two buckle my shoe



SPEAKING SKILLS:

➤ Speak simple sentences used in daily life like-




1. I am Ria/ Rahul.
2. Sit Quietly.
3. Don't throw it.
4. Wear your shoes.
5. Sit Here
6. It's time to study
7. What do you want to eat?
8. Write down




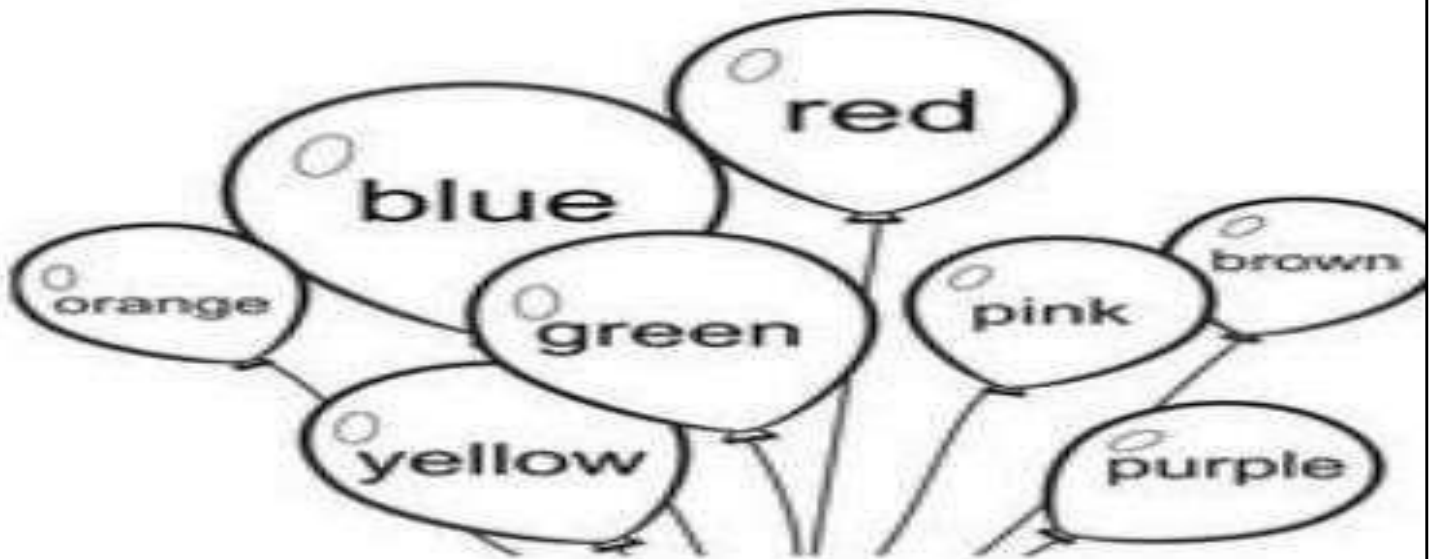
These are few examples try to converse with family in English.



COLOURING TIME KIDS!
**Colour the Worksheets given
below:**



Color the Balloons!



**Happy
Holidays**

