





DAV POLICE PUBLIC SCHOOL, PANCHKULA



# SUMMER HOLIDAYS

CLASS - Ist

SESSION - 2024-25





# DAV POLICE PUBLIC SCHOOL, PANCHKULA



## SUMMER HOLIDAYS HOMEWORK

(2024-25)

CLASS – I

Dear Students, below is the summer holidays homework for the session 2024-25 subject wise. The completed work must be submitted on the following dates:

SUBJECT	SUBMISSION DATE
ENGLISH	4.7.2024
HINDI	5.7.2024
MATHS	6.7.2024
EVS	8.7.2024
COMPUTER	9.7.2024
ART AND CRAFT	9.7.2024

### ENGLISH

#### LEARNING WORK

- 1.Revise L-1 to 6 in English Reader.
- 2.Learn new words, question answers, back exercises and supporting worksheets of English practice Book of each lesson.

#### PROJECT WORK

- Make a colorful flashcards of sounds
- 1.Roll Number 1 to 5 (ee sound words)
  - 2.Roll Number 6 to 10 (oo sound words)
  - 3.Roll Number 11 to 15 (sh sound words)
  - 4.Roll Number 16 to 20 (ch sound words)
  5. Roll Number 21 to25 (th sound words)

#### ART INTEGRATION

- 1.Make a colourful collage of famous food of Haryana and Manipur

#### WRITTEN WORK

- 1.Choose a story book from the list shared, purchase any 2 (story books) and write a story as an handwriting page daily in 4 line English notebook.
1. Do the worksheets given.

### HINDI

#### PROJECT WORK

- 1.इ तथा ई से शुरू होनी वाले शब्दों का फ्लैश कार्ड बनाएं।

#### Art Integration

- 1 हरियाणा व मणिपुर के पक्षियों के चित्रों का चार्ट बनाकर फ्रेम करें

## **WRITTEN WORK**

- 1.प्रतिदिन एक सुलेख लिखें।

## **LEARNING WORK**

- 1.पाठ 3 समझदार अजय याद करें।
- 2.पाठ 4 रविवार का दिन याद करें।
- 3.पाठ 5 दीपावली आई याद करें।

## **MATHEMATICS**

### **WRITTEN WORK**

- 1.Solve the given worksheets and paste in maths notebook.
- 2.Revise counting 1 to 50 and number names 1 to 20.
- 3.Learn and write tables 1 to 5.
- 4.Practice 25 addition sums and 25 subtraction sums (upto 20) in rough notebook.

### **ART INTEGRATION**

Make a tribal jewellery of Manipur using clay and colours.

## **EVS**

- 1.Revise chapters 1-4
- 2.Solve the given worksheets and paste it in notebook.

### **PROJECT WORK**

- 1.Roll number 1-10 ( Flash cards of things related to different senses.)
- 2.Roll number 11-20 ( Flash cards of pulses and grains.)
- 3.Roll number 21-30 ( Make mini cloth samples related to different seasons.)

### **ART INTEGRATION**

Make a brochure of different dresses and food of Haryana and Manipur.

## **COMPUTER**

### **LEARNING WORK**

- 1. Learn the definition of computer**
- 2. Name of different parts of computer**
- 3. Name of different places where computers are used**
- 4. Learn all the work that we have done in notebook.**

#### **PROJECT WORK**

- 1. Roll no 1-15. Collect pictures of different types of computers Desktop, Laptop, Smartphone, Tablet etc. and paste it on a coloured A4 sheet. Write heading at the top Of sheet as “Types of Computer” and put a nice border along the edges.**
- 2.**
- 2. Roll no 16- 30. Collect pictures of different places where Computers are used like Office, school etc and paste it on a coloured A4 sheet. Write heading at the top of Sheet as “ Different places where computers are used” and put a nice border along The edges.**

#### **ART & CRAFT**

##### **.ART INTERGRATION**

- 1. Paper Hand Bag weaving**  
**Weave a handbag made up of A4 Colour Paper.**

##### **WRITTEN WORK**

- 1. Complete Your step by step book 1 to 10 pages.**

WORKSHEET- 1

SUBJECT- ENGLISH

'ee' sound words

1. See each picture and write its name.



\_\_\_\_\_



\_\_\_\_\_



\_\_\_\_\_



\_\_\_\_\_

2. Complete the sentences by selecting 'ee' sound words from the help box:-


Horn Bee Wheels cake tree lake  
table teeth vase seed

- a. The \_\_\_\_\_ is green.
- b. The car has four \_\_\_\_\_.
- c. The \_\_\_\_\_ gives us honey.
- d. The mango has a big seed.
- e. I bite with my \_\_\_\_\_.

3. Write the rhyming words for the following:-

- a) meet \_\_\_\_\_
- b) peel \_\_\_\_\_
- c) deep \_\_\_\_\_
- d) seed \_\_\_\_\_

4) Name the picture and make a sentence with the same word.



\_\_\_\_\_ - \_\_\_\_\_

WORKSHEET-2  
'll' sound words

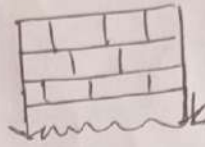
1. Name the picture:-



\_\_\_\_\_



\_\_\_\_\_



\_\_\_\_\_



\_\_\_\_\_

2. Find out at least five 'll' sound words that are hidden in this word maze:-

A	P	E	L	D	H	T
F	U	L	L	O	A	A
C	L	G	J	L	D	L
M	L	H	I	L	L	L

Now fill in the blanks with above encircled words:-

- The \_\_\_\_\_ is full of water.
- The \_\_\_\_\_ is on the bed.
- Mili is a \_\_\_\_\_ girl.
- The house is on the \_\_\_\_\_.
- The boys \_\_\_\_\_ the rope.

3. Make sentences:-

- Tall - \_\_\_\_\_
- Well - \_\_\_\_\_
- hill - \_\_\_\_\_

WORKSHEET-3  
'oo' sound words

1. Name the picture :-



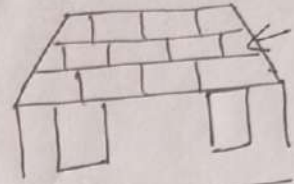
\_\_\_\_\_



\_\_\_\_\_



\_\_\_\_\_



\_\_\_\_\_

2. Rewrite the jumbled letters :-

ozo \_\_\_\_\_

orfo \_\_\_\_\_

polo \_\_\_\_\_

mrobo \_\_\_\_\_

3. Make a sound chain by adding rhyming words :-

noon \_\_\_\_\_

\_\_\_\_\_

pool \_\_\_\_\_

\_\_\_\_\_

loot \_\_\_\_\_

\_\_\_\_\_

4. Make Sentences with following words :-

a. food \_\_\_\_\_

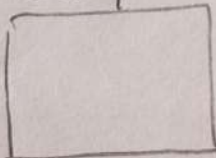
b. room \_\_\_\_\_

c. floor \_\_\_\_\_


d. Zoo \_\_\_\_\_

5. Draw the picture of the given word :-

food




stool




WORKSHEET-4

1. Fill in the blanks with 'This' or 'That'


a. \_\_\_\_\_ is a cloud.



b.  \_\_\_\_\_ is a kite.

c. \_\_\_\_\_ is a hut.



d.  \_\_\_\_\_ is a flower.

e. \_\_\_\_\_ is a tree.



2. Put the words in the correct vowel box :-

bag	bun	pin	fox	
car	sun	cot	tag	
mug	pen	van	hen	get
tub	lip	bin	ten	sit
top	log	bus		cob
pig		cat		

a	e	i	o	u



डी० संवी० पुलिस पब्लिक स्कूल पंचकूला

कक्षा-पहली

वर्कशीट-1

विषय-हिन्दी

प्र०-1) सही जगह मात्रा लगाए।

(क) अ-म (ख) क-राज (ग) -कताब

प्रश्न-2) प्रश्न-उत्तर करें।

(क) अजय उठकर कहाँ गया?

उ० - \_\_\_\_\_  
\_\_\_\_\_

(ख) अजय ने किसका भजन किया?

उ० - \_\_\_\_\_  
\_\_\_\_\_

(ग) चिड़िया क्या खाकर उड़ गई?

उ० - \_\_\_\_\_  
\_\_\_\_\_

(घ) अखिल डलिया भरकर क्या लाया?

उ० - \_\_\_\_\_  
\_\_\_\_\_

(ङ) धर में कौन आया?

उ० - \_\_\_\_\_  
\_\_\_\_\_

डी० सं० वी० पुलिस पब्लिक स्कूल मंचकूला

कक्षा-महली वर्कशीट-II विषय-हिन्दी

प्रश्न-(1) मात्राओं को जोड़कर शब्द बनाए।

(क) व+T+ल+क = \_\_\_\_\_

(ख) ग+T+ज+र = \_\_\_\_\_

(ग) त+T+क+य+T = \_\_\_\_\_

(घ) ध+T+न+य+T = \_\_\_\_\_

(ङ) ध+इ+T = \_\_\_\_\_

(च) न+T+न+T = \_\_\_\_\_

प्रश्न-(2) समाजलय शब्द मिलाए।

(1) काला = भरना

(2) बाजा = चालक

(3) पालक = माला

(4) झरना = राजा

(5) हीरा = रवि

(6) कवि = फिर

(7) सिर = खिरा

डी० संवी० पुलिस पब्लिक स्कूल पंचकुला

कक्षा - पहली

वर्कशीट - III

विषय - हिन्दी

प्रश्न (1) ऐसे तीन-2 शब्द लिखें जिसमें आ, इ, ई  
मात्राएँ लगती हैं।

(A) मात्रा

इ (I) मात्रा

ई (E) मात्रा

1. \_\_\_\_\_

1. \_\_\_\_\_

1. \_\_\_\_\_

2. \_\_\_\_\_

2. \_\_\_\_\_

2. \_\_\_\_\_

3. \_\_\_\_\_

3. \_\_\_\_\_

3. \_\_\_\_\_

प्रश्न (2) तीन फलों के नाम लिखें।

1. \_\_\_\_\_

2. \_\_\_\_\_

3. \_\_\_\_\_

प्रश्न (3) तीन शरीर के अंगों के नाम लिखें।

1. \_\_\_\_\_

2. \_\_\_\_\_

3. \_\_\_\_\_

प्रश्न (4) तीन सब्जियों के नाम लिखें।

1. \_\_\_\_\_

2. \_\_\_\_\_

3. \_\_\_\_\_

प्रश्न (5) वाक्य बनाओं।

(क) आम - \_\_\_\_\_

(ख) बारिश - \_\_\_\_\_

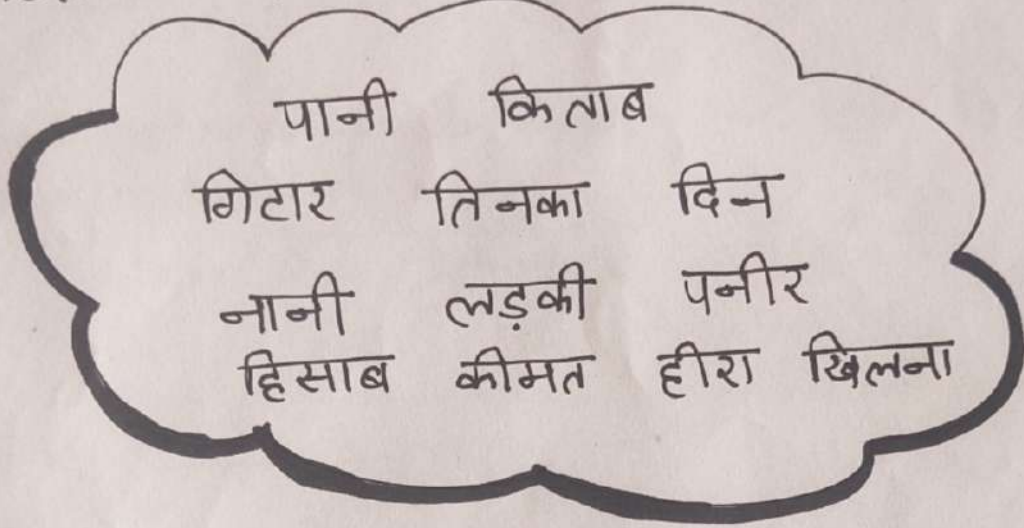
डी० ए० वी० पुलिस पब्लिक स्कूल पंचकूला

वर्कशीट - IV

विषय - हिन्दी

कक्षा-पहली

शब्दों को पढ़कर सही स्थान पर लिखिए :



इ 'ि' की मात्रा

1. \_\_\_\_\_
2. \_\_\_\_\_
3. \_\_\_\_\_
4. \_\_\_\_\_
5. \_\_\_\_\_
6. \_\_\_\_\_

ई 'ी' की मात्रा

1. \_\_\_\_\_
2. \_\_\_\_\_
3. \_\_\_\_\_
4. \_\_\_\_\_
5. \_\_\_\_\_
6. \_\_\_\_\_



Worksheet -1

CLASS: I

SUBJECT- MATHS

Q.1. Fill in the missing number:

- a) 16    \_\_\_\_\_    18    \_\_\_\_\_    20    21    \_\_\_\_\_    \_\_\_\_\_ .
- b) 33    \_\_\_\_\_    35    36    \_\_\_\_\_    \_\_\_\_\_    39    \_\_\_\_\_ .
- c) 7    8    \_\_\_\_\_    \_\_\_\_\_    11    12    \_\_\_\_\_    14.
- d) \_\_\_\_\_    26    \_\_\_\_\_    28    \_\_\_\_\_    30    31    \_\_\_\_\_ .
- e) \_\_\_\_\_    40    \_\_\_\_\_    42    \_\_\_\_\_    \_\_\_\_\_    45    \_\_\_\_\_ .

Q.2. Write down the tens and the ones in the space provided for the given numbers.

- a)  $34 =$  \_\_\_\_\_ tens + \_\_\_\_\_ ones
- b)  $22 =$  \_\_\_\_\_ tens + \_\_\_\_\_ ones
- c)  $17 =$  \_\_\_\_\_ tens + \_\_\_\_\_ ones
- d)  $49 =$  \_\_\_\_\_ tens + \_\_\_\_\_ ones

Q.3. Circle the numbers greater than 30 :

26    44    35    11    39

17    31    43    7    8

Q.4. Circle the numbers less than 41:

47    16    25    46    50    34

26    43    45    17    29    50    12



**Q.1. Look at the numbers and write '<', '>' or '=' in the box:**

- a) 10  9
- b) 20  18
- c) 13  30
- d) 19  9
- e) 44  44

**Q.2. Write the numbers that comes .**

Just Before	Just After	Between
_____ 17	33 _____	18 _____ 20
_____ 12	22 _____	48 _____ 50
_____ 34	10 _____	30 _____ 32
_____ 50	19 _____	5 _____ 7
_____ 40	45 _____	25 _____ 27
_____ 8	29 _____	32 _____ 33

**Q.3. Write the numbers in ascending order :**

- a) 10, 13, 32 , 18, 19, 6 = \_\_\_\_\_
- b) 7, 6, 4, 5, 9, 2, 1 = \_\_\_\_\_
- c) 27, 50, 38, 10, 11, 42 = \_\_\_\_\_

**Q.4. Write the numbers in descending order :**

- a) 10, 13, 19, 37, 12, 44 = \_\_\_\_\_
- b) 49, 24, 26, 39, 48 ,30 = \_\_\_\_\_
- c) 50 , 34, 12, 45, 34, 2 = \_\_\_\_\_



**Topic- Addition**

$7 + 9 = \underline{\quad}$

$13 + 2 = \underline{\quad}$

$18 + 2 = \underline{\quad}$

$4 + 15 = \underline{\quad}$

$6 + 10 = \underline{\quad}$

$11 + 4 = \underline{\quad}$

$12 + 7 = \underline{\quad}$

$6 + 6 = \underline{\quad}$

$12 + 2 = \underline{\quad}$

$9 + 0 = \underline{\quad}$

**Addition Downwards:**

**1. T O**

$$\begin{array}{r} 6 \\ + 5 \\ \hline \\ \hline \end{array}$$

**2. T O**

$$\begin{array}{r} 7 \\ + 3 \\ \hline \\ \hline \end{array}$$

**3. T O**

$$\begin{array}{r} 8 \\ + 7 \\ \hline \\ \hline \end{array}$$

**4. T O**

$$\begin{array}{r} 5 \\ + 9 \\ \hline \\ \hline \end{array}$$

**SUBTRACTION :**

$10 - 2 = \underline{\quad}$

$14 - 6 = \underline{\quad}$

$15 - 4 = \underline{\quad}$

$9 - 5 = \underline{\quad}$

$15 - 5 = \underline{\quad}$

$16 - 3 = \underline{\quad}$

$11 - 4 = \underline{\quad}$

$17 - 5 = \underline{\quad}$

$10 - 4 = \underline{\quad}$

$5 - 2 = \underline{\quad}$

$8 - 1 = \underline{\quad}$

$19 - 13 = \underline{\quad}$



1. Arrange in ascending order:

23 , 34 , 11 , 1 , 39 , 40	
21 , 7 , 50 , 25 , 44 , 10	
44 , 32 , 50 , 33 , 12 , 19	
28 , 7 , 18 , 37 , 15 , 43	

2. Arrange in descending order:

3 , 50 , 11 , 1 , 39 , 44	
5 , 12 , 50 , 25 , 35 , 22	
4 , 12 , 50 , 23 , 12 , 30	
19 , 9 , 39 , 49 , 29 , 10	

3. Encircle the greatest number:

44	32	50	23	19	48
----	----	----	----	----	----

4. Encircle the smallest number:

17	45	3	29	32	50
----	----	---	----	----	----

5. Match the following :

7 th		Third
10 th		Seventh
5 th		Tenth
3rd		Fifth





Worksheet

Class -I

Subject-EVS

**Q1 Fill in the blanks with the help of the helpbox.**

(healthy, exercise, good, sleep, early)

- a. We \_\_\_\_\_ at night.
- b. Milk helps us to keep \_\_\_\_\_
- c. We must \_\_\_\_\_ daily.
- d. Swimming is a \_\_\_\_\_ exercise.
- e. We must get up \_\_\_\_\_.

**Q. 2. Match the following to make the proper sentences**

- |                             |                         |
|-----------------------------|-------------------------|
| 1. Without rest             | a. body rest.           |
| 2.. Good food makes         | b. rarely fall ill.     |
| 3.Exercise makes            | c. our body healthy.    |
| 4.. Sleep gives our         | d.our body strong.      |
| 5.Strong and healthy people | e. our body gets tired. |



Worksheet

Class -I

Subject-EVS

**Q1 Fill in the blanks with the help of the helpbox.**

(healthy, exercise, good, sleep, early)

- a. We \_\_\_\_\_ at night.
- b. Milk helps us to keep \_\_\_\_\_
- c. We must \_\_\_\_\_ daily.
- d. Swimming is a \_\_\_\_\_ exercise.
- e. We must get up \_\_\_\_\_.

**Q. 2. Match the following to make the proper sentences**

- |                             |                         |
|-----------------------------|-------------------------|
| 1. Without rest             | a. body rest.           |
| 2.. Good food makes         | b. rarely fall ill.     |
| 3.Exercise makes            | c. our body healthy.    |
| 4.. Sleep gives our         | d.our body strong.      |
| 5.Strong and healthy people | e. our body gets tired. |



Worksheet

Class -I

Subject-EVS

Q1 Classify the given things into should eat food and avoid food.

A. Should eat food

B. We should avoid

- 1.
- 2.
- 3.
- 4.
- 5.

- 1.
- 2.
- 3.
- 4.
- 5.

Q2 Fill in

Green vegetables, overcooked spicy food, Milk products, Pulses, cold drinks, sweets, Chocolate, Fresh fruits, Too much fried food, junk food, Grains.

- a. We must eat \_\_\_\_\_ meals in a day.
- b. Food gives us \_\_\_\_\_ to work and play.
- c. We have \_\_\_\_\_ in the morning.
- d. We must \_\_\_\_\_ our hands before eating.
- e. \_\_\_\_\_ is a Grain
- g. We should drink clean \_\_\_\_\_

Q3. Match the following

- 1. Breakfast                                      a. Afternoon
- 2. Lunch    b. Evening
- 3. Dinner    c. Morning



# DAV POLICE PUBLIC SCHOOL ,

PANCHKULA



## Worksheet

Class -I

Subject-Science

Q1.Match the sense organs

with the respective situation.

- |          |                             |
|----------|-----------------------------|
| 1.Eyes   | a. The Water is very hot.   |
| 2. Nose  | b. The music is very loud.  |
| 3.Skin   | c. This is a pink dress.    |
| 4.Tongue | d. The food smells good.    |
| 5.Ears   | e. Mango is sweet in taste. |

Q2. Answer the following questions

Qi. How does our eyes help us?

Ans-

---

---

Qii. How does our ears help us?

Ans-

---

---

Qiii. How does our Nose help us?

Ans-

---

---

Qiv. How does our skin help us?