



DAV POLICE PUBLIC SCHOOL, PANCHKULA



L.K.G SUMMER HOLIDAYS HOME-WORK





DAV POLICE PUBLIC SCHOOL, PANCHKULA



*The summer sun in the sky
Shining shining up too high,
Make it warm for outside fun
To play at the park and run,
To win and hike and fish
And to go on a picnic if you wish.*

**Note: - Summer holidays begins from 29.05.21 to 02.07.21.
The school will reopen on 03.07.21.**





DAV POLICE PUBLIC SCHOOL, PANCHKULA



INSTRUCTIONS FOR PARENTS

- ❖ Encourage your child to speak in English.
- ❖ Encourage your child to write home-work on their own.
- ❖ **Inculcate Following Life Style In Your Child To Help Him/ Her Become Independent:**
 - Buttoning his/ her shirt.
 - Tying his /her shoes.
 - Keeping his /her belongings back in their place.
 - Following table manners.
- ❖ **Care of Personal Hygiene:**
 - Brushing your teeth twice a day.
 - Combing hair regularly.
 - Bathing every day.
 - Washing hands before and after every meal.
 - Trimming the nails and keeping them clean.





DAV POLICE PUBLIC SCHOOL, PANCHKULA



❖ **NOTE:** Do Home-Work in 3 in 1 Notebook.

ENGLISH

- Write capital letters from A-R in English (4 lines) notebook every day.
- Recognition of letters along with its phonic sound with the help of pictures.

MATHS

- Learn and speak aloud counting from 1-30 everyday.
- Recognition and written practice of counting from 1-30 in Maths notebook every day.

HINDI

- Recognition of Swar □, □, □, □ along with the pictures.
- Write □, □, □, □ in Hindi (5 lines) notebook. (10 times each)

EVS

- Learn 5 lines on myself.
 1. My name is_____.
 2. I am _____ years old.
 3. I read in L.K.G.
 4. I study in D.A.V. Police Public School, Panchkula.
 5. My teacher's name is Ms. Alka.



ARTS

FUN WITH COLOURS: Do neat and beautiful coloring with crayons on Page No. 1 to 10 in your book.

RHYMES

RHYTHMIC RHYME BOOK: Learn the poems with its correct pronunciation.

- Page No. 1 Oneness
- Page No. 6 Bits of Paper
- Page No. 15 Tota hun main tota hun...
- Page No. 33 Vegetables
- Page No. 52 Count 1, 2, 3.....

SPEAKING SKILLS

Encourage your child to use simple words, phrases and sentences:






- May I come in!
- May I drink water!
- I am feeling hungry!
- Mumma! Please give me something to eat!
- Please trim my nails
- Can I watch T.V!
- May I go to washroom!






WORKSHEET- I

Look at each picture. Circle the letter that makes the beginning sound.

	A	B	C	D	E
	C	E	D	A	B
	E	B	A	C	D
	D	A	C	B	E
	B	A	E	D	C

WORKSHEET- II

Connect the dots from A TO Z.



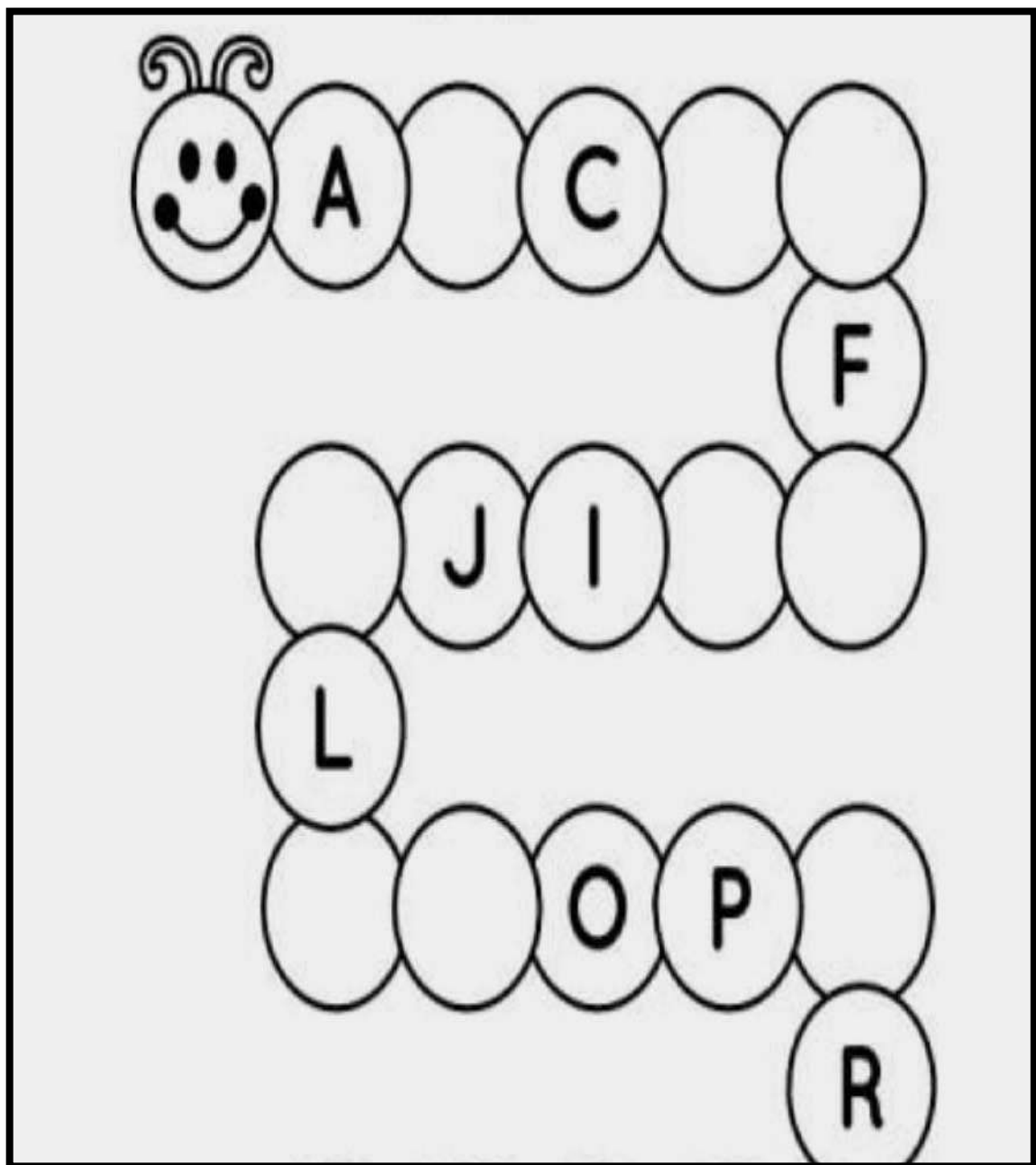


DAV POLICE PUBLIC SCHOOL, PANCHKULA




WORKSHEET- III

Fill in the missing uppercase letters.



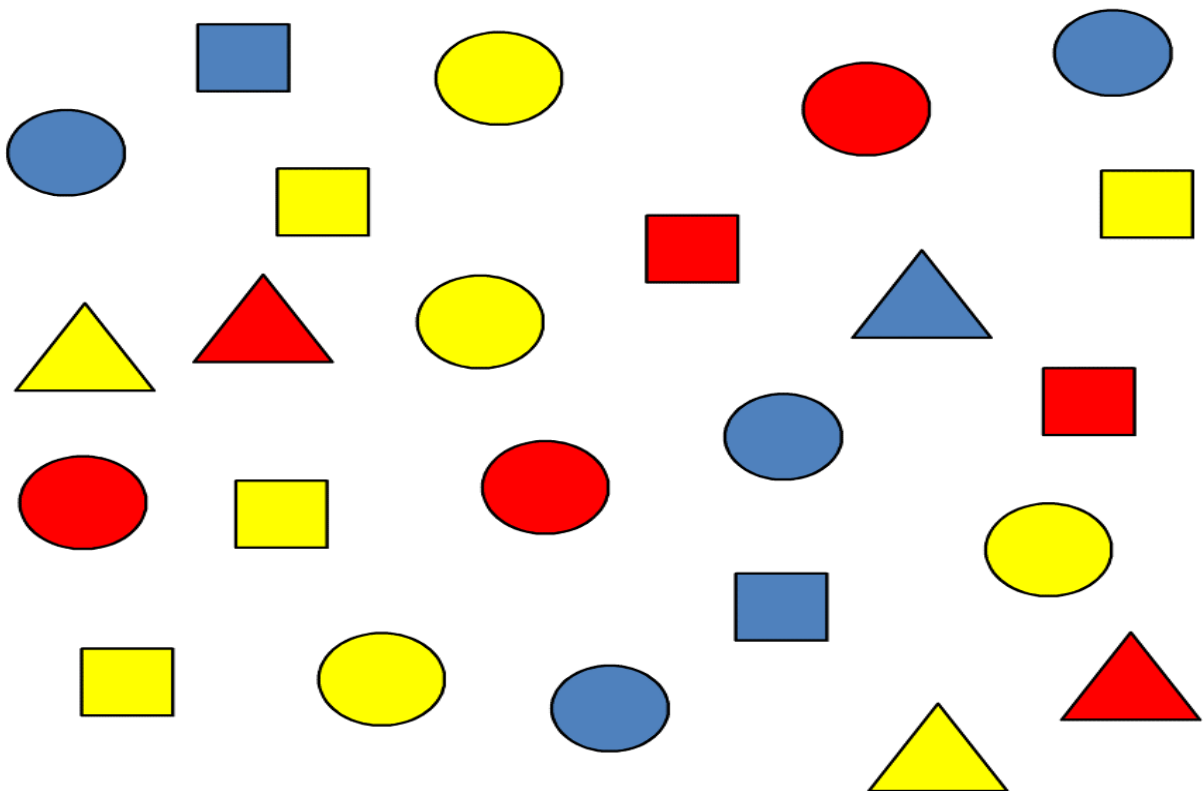


DAV POLICE PUBLIC SCHOOL, PANCHKULA




WORKSHEET- I


Count and write the number.



How many circles did you count?



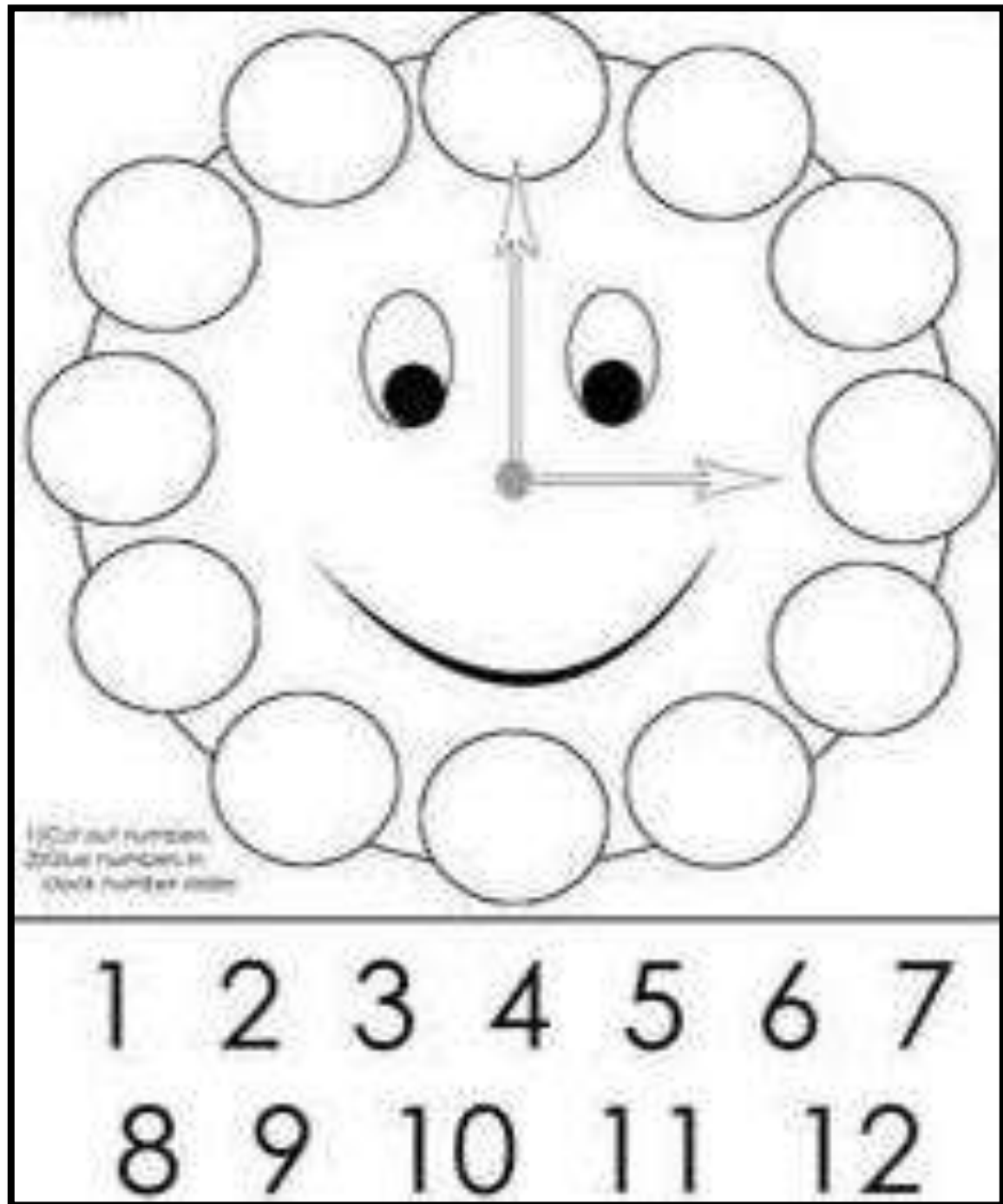






WORKSHEET- II

Write numbers in the correct sequence to complete the clock.










DAV POLICE PUBLIC SCHOOL, PANCHKULA



WORKSHEET- III

Count the number of objects in the box and match them to their corresponding number.


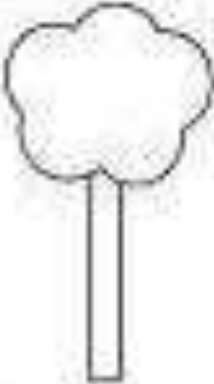







	12
	9
	8
	4
	6



WORKSHEET- IV

Shortest

Circle the shortest one.

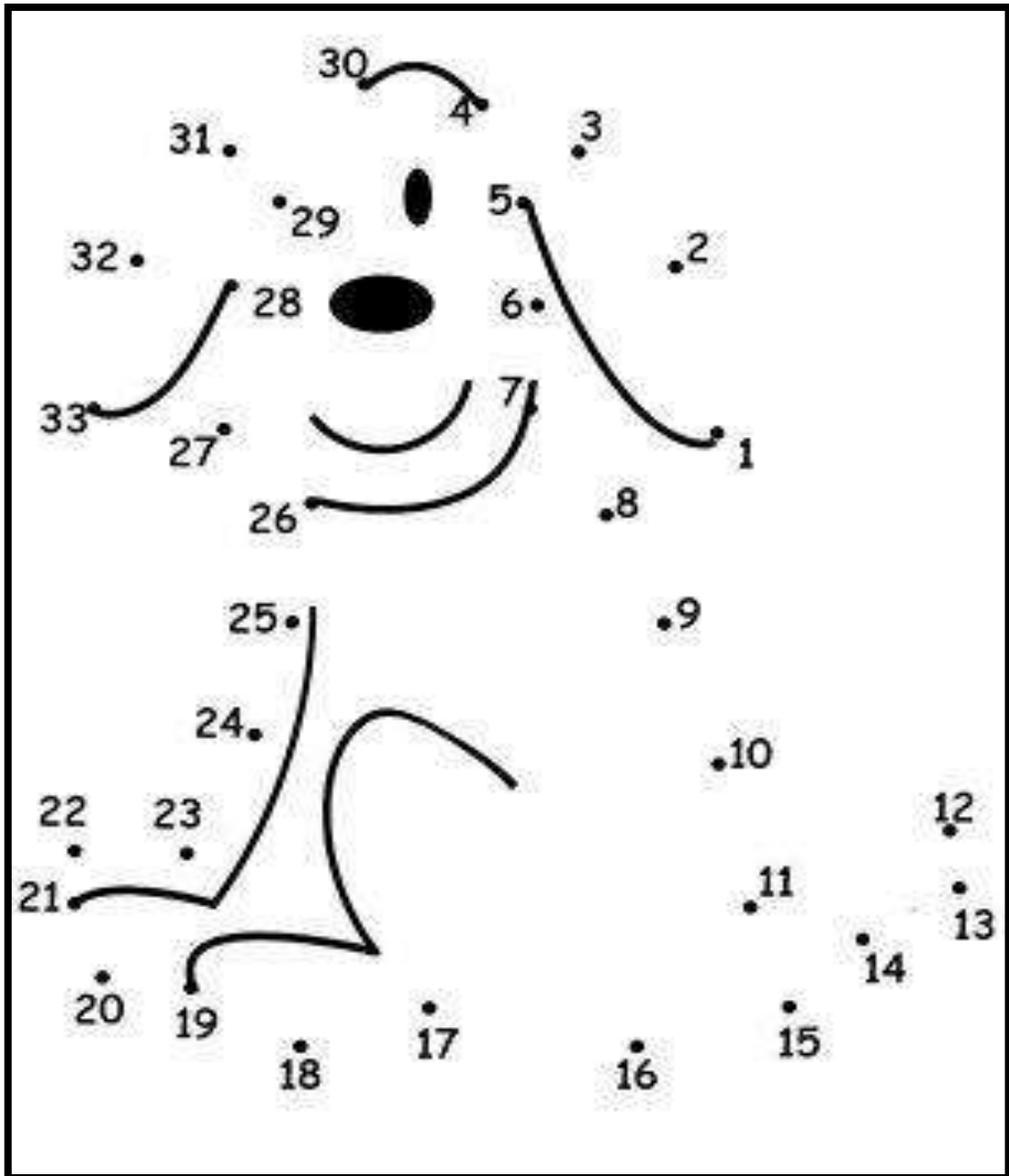


DAV POLICE PUBLIC SCHOOL, PANCHKULA



WORKSHEET- V

Connect the dots from 1 to 33.





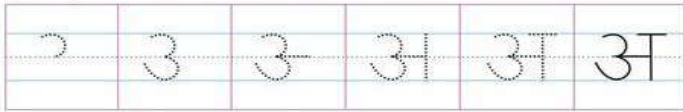
हिंदी

WORKSHEET- I

अ - (A)

A as in Animal

Steps to write the letter "अ"



अनार
Anaar
(Pomegranate)

अ अ अ अ अ अ अ

अ अ अ अ अ अ अ

अ अ अ अ अ अ अ

अ अ अ अ अ अ अ

अ अ अ अ अ अ अ

अ अ अ अ अ अ अ



WORKSHEET- II

आ – (AA)

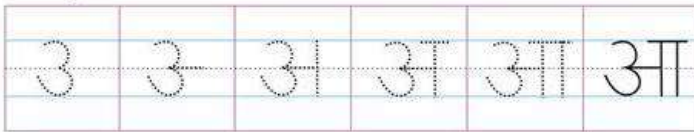
A as in Accident



आम

Aam
(Mango)

Steps to write the letter "आ"



आ आ आ आ आ आ आ

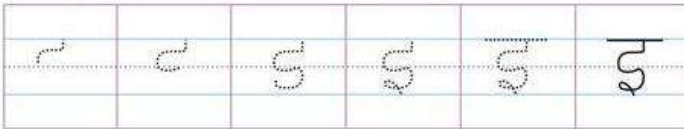
आ आ आ आ आ आ आ



इ - (I)

as in India

Steps to write the letter “इ”



इमली

Imali
(Tamarind)



॥



इ

इ

इ



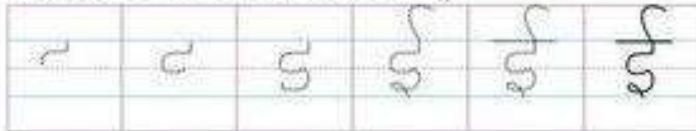
WORKSHEET- IV

ई - (EE)

EE as in seen



Steps to write the letter "ई"



ईख

Eekh
(Sugarcane)

ई ई ई ई ई ई ई

ई ई ई ई ई ई ई

ई ई ई ई ई ई ई

ई ई ई ई ई ई ई

ई ई ई ई ई ई ई

ई ई ई ई ई ई ई


ई ई ई ई ई ई ई

WORKSHEET- V

चित्र देखकर सही स्वर पर मिलान:-



ई



अ



आ



इ



DAV POLICE PUBLIC SCHOOL, PANCHKULA




WORKSHEET- I

MATCH THE FLOWERS AND VASES BY COLOR

The worksheet contains a matching exercise. At the top, a yellow banner reads 'MATCH THE FLOWERS AND VASES BY COLOR'. Below this, there are five bunches of flowers in a row: red, blue, pink, yellow, and purple. Below the flowers are five vases in a row: pink, yellow, red, purple, and blue. A dashed line connects the pink flowers to the pink vase.

WORKSHEET- II






DAV POLICE PUBLIC SCHOOL, PANCHKULA




WORKSHEET- III

Help the princess to find her missing doll while not touching the path.



WORKSHEET-IV

Draw a line from picture on left to the matching picture on right .






DAV POLICE PUBLIC SCHOOL, PANCHKULA



WORKSHEET- I

Onion Painting



Activity Method :
Take one onion (cut into two pieces) dip into poster colour and make impression on flower.



DAV POLICE PUBLIC SCHOOL, PANCHKULA



WORKSHEET-II

Colour all the 1's Black, 2's Orange and 3's Brown.





DAV POLICE PUBLIC SCHOOL, PANCHKULA



WORKSHEET-III

Paste cotton in the picture given below.





DAV POLICE PUBLIC SCHOOL, PANCHKULA

