



# SUMMER HOLIDAYS



## HOMework

### Dear Parents:-

Summer vacations are a welcome break for our children a break from getting up early in the morning a fixed schedule. This is a great time to learn new things. Keeping this in mind we have planned an interesting and creative holidays homework for our little angels to keep them engaged and to channelize their energies.

### Read the instructions carefully:-

1. Summer break ~~29.05.2023 to 02.07.2023~~ School will reopen on **03.07.2023**
2. Spend maximum time in reading and revising all subjects.
3. Do all the practice work in separate notebook.
- \* Fun filled holidays work should be done neatly.





Read the instructions carefully:-

## English :-

- Do upper case alphabets **A TO P** daily in notebook.
- Learn **5** words of each alphabet from **A TO P**
- Do what comes after, what comes before from **A TO P** (5 times)
- Do practice missing letters from **A TO P** (5 times)

## MATHS :-

- Do Counting **1-20** daily in notebook.
- Do practice what comes after and what comes before (5 times)
- Learn and speak aloud counting from **1-100** daily.
- Practice concepts - **Long-short, Less-more, Big-Small**

## Hindi :-

- Practice स्वर अ से ऐ तक daily in notebook.
- Learn **5** words of each स्वर
- Fill in the blanks Practice स्वर अ-ऐ (5 times)
- स्वर देखकर चित्र बनाएँ Practice (5 times)
- वाद का स्वर लिखें Practice (5 times)

## E.V.S :-


- Learn **5** lines on myself
- Paste pictures of body parts in Scrape file.
- Learn **10** fruits name
- Learn **10** vegetables name
- Learn **10** Colour's name

## Art and craft

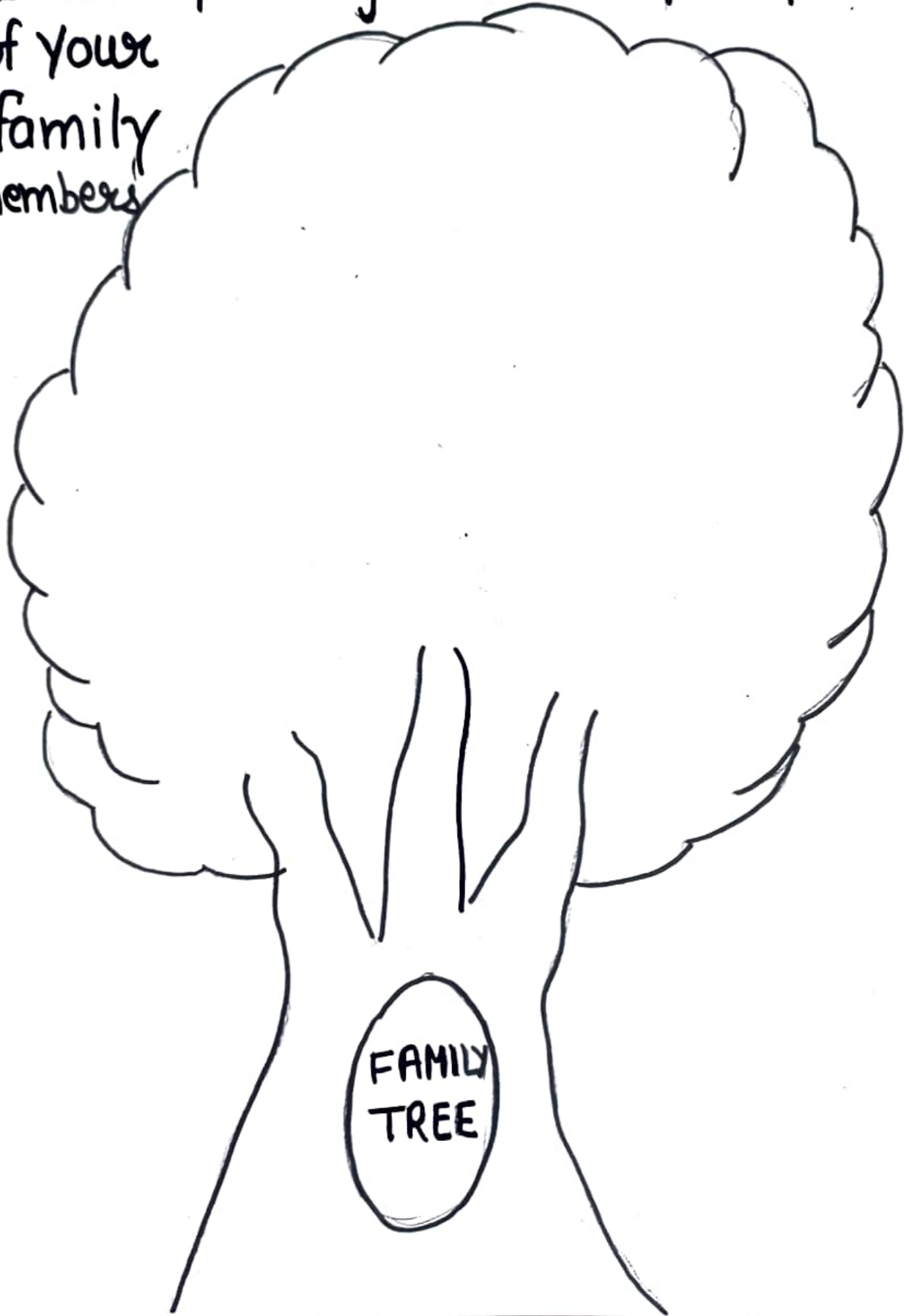
- Draw **Tree, ice-cream, sun and cat** in drawing file and colour it properly.
- Make a Sun using match stick. (on **A4** size sheet)
- Make **2** flash card of alphabet from (**A-Z**)
- Make **1** collage using waste material.



Q1 Match things which are related to school.




Do thumb painting on tree and paste photoes of your family members






Join the dots to Complete different parts of body and colour it.






# Q-1 UPPER CASE ALPHABETS A TOP



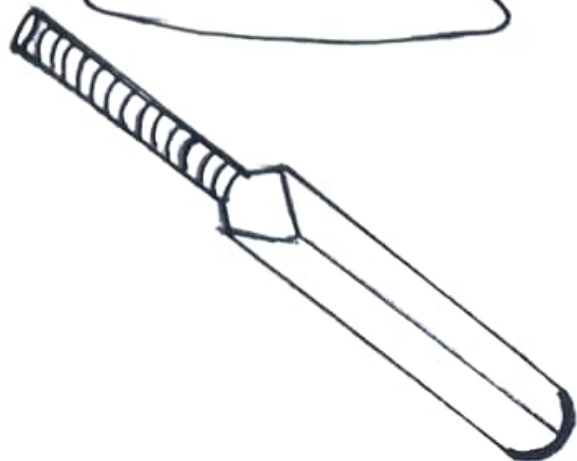



Join the dots A-P and colour the picture





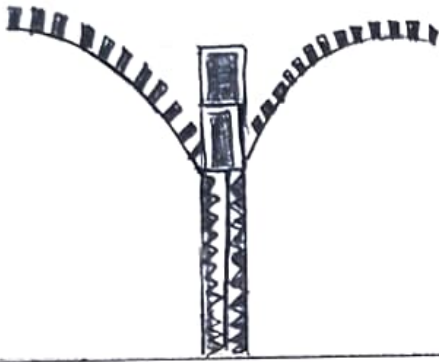
Write the first letter of pictures (Upper case)





See the picture and encircle the correct letter.

Z



P

Q



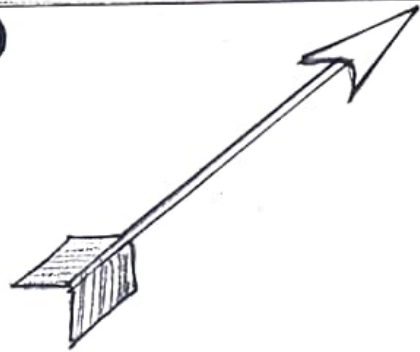
R

E



L

D



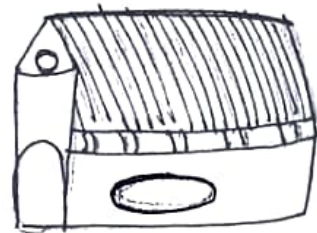
A

P



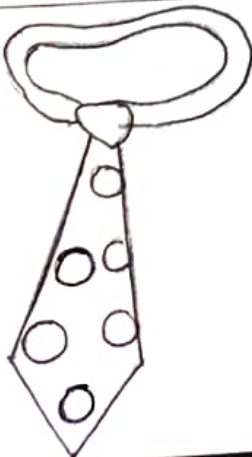
O

S



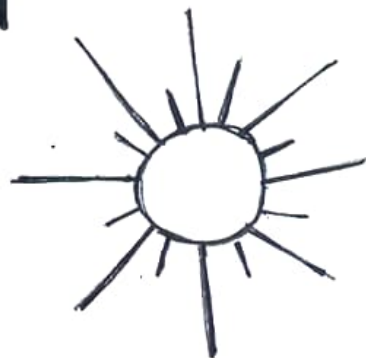
H

T



L

M





S



Colour the objects and circle only Red objects :-



Circle the food items that are good for health





Class- L.K.G

Q → Colour the picture of Sun and clouds and put match sticks to make the rays of the Sun.

