



D. A. V. Police

Public School, Pkl

Summer

holidays

Homework

class-2

(2024-25)





DAV POLICE PUBLIC SCHOOL, PANCHKULA



SUMMER HOLIDAYS HOMEWORK

(2024-25)

CLASS - II

Dear Students, Below is the summer holidays homework for the session 2024-25 subject wise. The completed work must be submitted on the following dates:

SUBJECT	SUBMISSION DATE
ENGLISH	3.7.2024
HINDI	4.7.2024
MATHS	6.7.2024
<u>E.V.S/A/C</u>	8.7.2024

ENGLISH

Dear Parents,

Holidays are time when you can connect with your child in many ways. You can encourage Your child's love for learning by participating in different activities at home.

Working together will bring a confidence ,reason to learn and develop skills necessary for his/her education

(Utilize the time smartly)

1.Learning Time

Learn new words, question/answers , back exercises of chapter 3 (Puss and the Parrot) chapter 4 (The Helpful Friends) chapter 6 (The Spark in the Dark)

Revise and memorize lines on Myself.

2.Practice Time

Paste worksheets shared in English notebook and solve it.

3.Reading Time

Reading story books enhance language and vocabulary. Make a habit of reading one short story for one week. Write the name of story ,two new words from the story it's meaning and moral of the story datewise in thin notebook.

4.ACTIVITY TIME

Note - Do the given activities in one scarp book

Collect pictures of different nouns from old newspaper or magazine and paste it in scrap file.

Write five describing words showing facial expressions. Paste their pictures and write the expression shown .For e.g. Sad

Paste five pictures of each (Singular nouns and Plural nouns)and name them .For e.g. book -books

Make a word train of ten words . For e.g. Pen- Nap- Parrot . You can take any word to start.

5.Art integrated activity

Make a clay model of birds found in Haryana and Manipur in common.

HINDI

ग्रीष्मकालीन अवकाश कार्य

1. भाषा माधुरी पाठ 1 से 5 तक दोहराएं

2. भाषा अभ्यास पाठ 1 से 5 तक दोहराएं
3. गांव का दृश्य बनाकर उन पर का उन पर दाल चिपकाए a4 साइज शीट पर
4. A4 साइज शीट का प्रयोग करके उन पर लिंग बदलो तथा वचन बदलो लिखें
5. गेट का प्रयोग करके एक डस्टबिन बनाएं
6. आर्ट इंटीग्रेटेड क्रियाकलाप- हरियाणा और मणिपुर के किसी भी एक व्यंजन को बनाने का तरीका लिखे तथा चित्र चिपकाएं a4 साइज शीट पर
7. हफ्ते में एक कहानी पढ़े तथा उसके कठिन शब्द रेखांकित करें
8. दी गई वर्कशीट करें तथा कॉपी में चिपकाए

MATHS

1. Written work:

- a. Solve the worksheet shared and paste in maths notebook.

Note: Make a separate maths notebook for holidays homework.

Practice work:

- b. Write and learn tables 2 to 10 in holidays homework notebook.
- c. Write counting 501 to 900 with number names in holidays homework notebook.
- d. Practice daily 5 addition and subtraction sums in rough notebook.
- e. Practice and revise work done till date.

ART INTEGRATION

1. Roll no. 1 to 7.

Make flash card of counting 1 to 10 in manipuri language and in hindi language.

2. Roll no. 8 to 14.

Make a flash card of counting 11 to 20 in manipuri language and in hindi language.

3. Roll no. 15 to 22

Make flash card of counting 21 to 30 in manipuri language and in hindi language.

E.V.S

A. LEARNING WORK

1. Revise chapter -1, 2, 3, 4

2. Solve the given work sheet and Paste in your fair notebook

B. Project Work

1. Roll No (1-15) - make flash cards of places near your neighbourhood.

2. Roll no (16-30) Make flash cards of Domestic animal, wild animals, birds and water animals (2 each)

3. Roll no (31-42) Make flash cards of different means of transport.

C. ART INTEGRATION

Make traditional dress of Manipur with paper.

ART AND CRAFT

ART INTEGRATION WORK-

Jute storage box(Manipur theme based)

Material required-

Card board

Glue gun or stick or Fevicol

Jute rope

Scissor

Coloured wool(macrame cord)

Method-

Start by choosing the box size and shape that you are going to build the basket around

Cover the box with jute rope using Fevicol/glue gun secure it in place.

Continue wrapping the jute rope and coloured wool according to the references pic around the box make sure ropes are touch to each other to cover the gaps.

Once the box is fully cover cut the rope and secure the end with the glue gun/ Fevicol

Add any finishing touch such as handles or decorative accents to complete your jute storage box.

BOOK WORK- Complete your step by step book 1 to 15 pages



NOTE: Take print out of the attached worksheets and solve it.



WORKSHEET 1
ENGLISH GRAMMAR
(ARTICLES)

CLASS-2

"an" or "a"



an owl
an elephant

a cow
a giraffe

Fill in the blanks with A- AN



This is _____ Atlantic Ocean.



That is _____ good place.



Have you ever seen _____ alien?



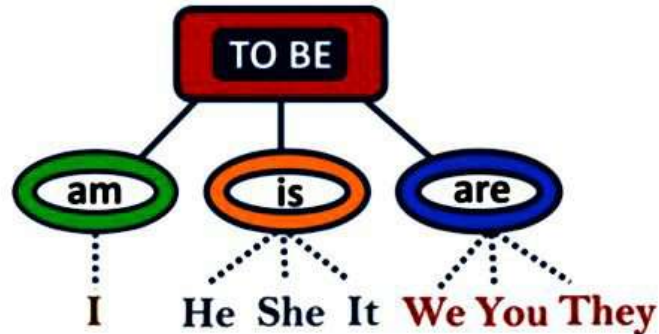
_____ apple a day keeps the doctor away .



She is _____ actress.



ENGLISH WORKSHEET
CLASS-II
TOPIC: Helping verbs



Q1. Use is /are/am correctly:

- 1.Hardik _____ Rohan's best friend.
- 2.Hardik and Rohan _____ best friends.
- 3.We _____ going to Shimla.
- 4.Sanvi _____ talking to Manvi.
- 5.I _____ going to London.
- 6.Who _____ winning the race?
- 7.You _____ eating too much.
- 8.The movie _____ too scary.
- 9.That kid _____ acting funny .
- 10.You _____ being too selfish.
- 11.Simran _____ hiding behind the bush.
- 12.A horse _____ grazing in the field.
- 13.They _____ going to the park.
14. The ice _____ melting.
15. I _____ swimming in the pool.



Topic: Preposition

Q1. Fill in the blanks with suitable preposition:

in	behind	beside	under	on	between	In front of
----	--------	--------	-------	----	---------	-------------

Prepositions of Place



- The cat is _____ the sofa.
- The toys are _____ box.
- The dogs are _____ the table .
- The guitar is _____ the lamp and pot.
- The window is _____ the sofa.
- The racket is _____ the television.
- The laptop is _____ the table.



CLASS-2

Chapter 3 and 4

Q1 Answer the following questions:

a) Who is more clever Puss or the Parrot?

b) Who is Chirpy?

c) Who was hungry?

d) Where was the parrot sitting?

e) Whom did tuk- tuk call for help?

f) What did all the animals collected?

g) Whom does Puss want to eat?

h) Who is Chirpy's friend?

Q2. Make Sentences :

a) Storm:

b) Shaking:

c) Brightly:

d) Hungry:

e) Twigs:

Q3. Sate whether the statements are True or False:

a) Puss ate the parrot at the end of the story. _____

b) Tuk- Tuk refused to help chirpy. _____

c) Chirpy gave her friends a party. _____

d) Puss requested the parrot to sing a song. _____



DAV POLICE PUBLIC SCHOOL, PANCHKULA



कक्षा-दूसरी

विषय -हिन्दी

सत्र -2024-25

1. विपरीत शब्द लिखो-

छोटा -_____ सीधा -_____

नरम -_____ इधर -_____

दूर -_____ अंदर -_____

सुबह -_____ लेना -_____

आना -_____ नकद -_____

2. विपरीत शब्द पर गोला लगाओ -

रात- सुबह आज -कल ठंडा -गरम हल्की -भारी

नरम -पीला गोरा - सीधा मोटा -छोटा गर्मी -सर्दी

दिन-रात खोटा -मोटा काला-सफेद हल्का -भारी

आगे -पीछे छोटा -बड़ा लेना -देना आना -दाना

ऊपर-कुकर नीचे -ऊपर सुख -दुख जल्दी -देर



कक्षा-दूसरी ग्रीष्मकालीन- अवकाश

सत्र (2024-2025)

प्रश्न1. विपरीत शब्द लिखो

1. छोटा
2. दूर
3. नरम
4. सीधा
5. इधर
6. रात
7. सुबह.

प्रश्न2. विपरीत शब्द पर गोला लगाओ

1. रात - सुबह शाम दिन कल
2. नरम - गरम शर्म ठंडा धुप
3. छोटा- बड़ा खोटा मोटा सीधा
4. ठंडा- गरम नरम पीला गोरा
5. मोटा - छोटा पतला हल्का भारी

प्रश्न3. लिंग बदलो -

1. माता - _____ 4. भाई- _____
2. लड़की - _____ 5. दादा - _____
3. रानी - _____ 6. मामा - _____

प्रश्न4. वचन बदलो

1. बिल्ली
2. कहानी
3. थैला
4. कविता
5. वस्तु
6. गुड़िया



DAV POLICE PUBLIC SCHOOL, PANCHKULA



कक्षा-दूसरी

ग्रीष्मकालीन- अवकाश

सत्र -2024-25

प्रश्न1. गाँव और शहर में चलने वाले यातायात के साधनों के नाम लिखो।

प्रश्न2. उचित स्थान पर मात्रा लगाकर सही शब्द बनाओ-

1. रमश- _____ 2. छलका- _____ 3.-राज- _____
4. काटा- _____ 5. अदर- _____ 6. सुदर- _____
7. पाव- _____ 8. मला- _____ 9. चहरा- _____
10. दन- _____ 11. करूगी- _____ 12. अगुली- _____

प्रश्न4. समानलय शब्दों के जोड़े बनाओ।

1. किरण आठ
2. दीन मलाई
3. पाठ बीन
4. भलाई हिरण
-



DAV POLICE PUBLIC SCHOOL, PANCHKULA



कक्षा-दूसरी

ग्रीष्मकालीन- अवकाश

सत्र -2024-25

प्रश्न1. वचन बदलो -

1. झाड़ी-_____ 2. लिफाफा -_____ 3. जुराब-_____
4. केला -_____ 5. पंखुड़ी -_____ 6. पतंग -_____

प्रश्न2.-विपरीत शब्द लिखो -

1. उठना- _____ 2. पुराना - _____ 3.-ऊपर- _____
4. आगे - _____ 5. छोटा - _____ 6. दिन - _____

प्रश्न3. लिंग बदलो -

1. माता - _____ 4. भाई- _____
2. लड़की - _____ 5. दादा - _____
3. रानी - _____ 6. मामा - _____

प्रश्न4. वाक्यों के लिए एक शब्द लिखो -

1. जो जूते बनाए- _____
2. जिस पर फल लगते हैं - _____
3. जो कपड़े धोता है - _____
4. वन का राजा - _____
-



Worksheet -1

CLASS: II
MATHS

SUBJECT-

Name _____ Section _____ Roll number _____

Q.1. Write numerals for the following:

a) Seven hundred seventy eight _____.

b) Four hundred forty _____.

c) Two hundred sixty six _____.

d) Nine hundred ninety nine _____.

Q.2. Complete the series.

a) 344 345 346 347 _____

b) 401 402 403 404 _____


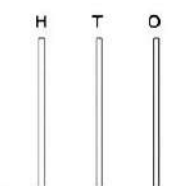
c) 788 789 790 791 _____

d) 555 556 557 558 _____


Q.3. Represent the following numbers on Abacus.

a. 245

b. 153



c. 406



Q.4. Fill in the blanks :

a) 192 = _____ hundred + _____ tens + _____ ones.

b) 170 = _____ hundred + _____ tens + _____ ones.

c) 7 hundred + 5 tens + 3 ones = _____.

d) 462 = _____ hundred + _____ tens + _____ ones.

e) 1 hundred + 0 tens + 4 ones = _____.



DAV POLICE PUBLIC SCHOOL, PANCHKULA



Worksheet – 2

Class- II
: Mathematics

Subject

Name _____

Section - _____

Roll No. _____

Q 1. Use the symbols greater than “>” or less than “<” or equal to “=”.

480	<input type="text"/>	408	835	<input type="text"/>	740	521	<input type="text"/>	347
776	<input type="text"/>	767	603	<input type="text"/>	603	500	<input type="text"/>	700
812	<input type="text"/>	643	341	<input type="text"/>	314	852	<input type="text"/>	751
990	<input type="text"/>	917	561	<input type="text"/>	567	105	<input type="text"/>	105

Q 2. Write in ascending order.

231 , 469 , 860 , 629	_____ , _____ , _____ , _____
135 , 318 , 440 , 587	_____ , _____ , _____ , _____
412 , 127 , 421 , 128	_____ , _____ , _____ , _____
798 , 666 , 615 , 738	_____ , _____ , _____ , _____
396 , 666 , 951 , 723	_____ , _____ , _____ , _____

Q 3. Write in descending order.

231 , 469 , 860 , 629	_____ , _____ , _____ , _____
135 , 318 , 440 , 587	_____ , _____ , _____ , _____
412 , 127 , 421 , 128	_____ , _____ , _____ , _____
798 , 666 , 615 , 738	_____ , _____ , _____ , _____
396 , 666 , 951 , 723	_____ , _____ , _____ , _____



Class- II
Mathematics

Worksheet – 4
Topic- Addition

Subject :

Name _____

Section - _____

Roll No.

Addition without regrouping :

$$\begin{array}{r} 1. \quad \text{H T O} \\ 360 \\ + 405 \\ \hline \end{array}$$

$$\begin{array}{r} 2. \quad \text{H T O} \\ 451 \\ + 346 \\ \hline \end{array}$$

$$\begin{array}{r} 3. \quad \text{H T O} \\ 932 \\ + 047 \\ \hline \end{array}$$

$$\begin{array}{r} 4. \quad \text{H T O} \\ 285 \\ + 324 \\ \hline \end{array}$$

$$\begin{array}{r} 5. \quad \text{H T O} \\ 398 \\ + 501 \\ \hline \end{array}$$

$$\begin{array}{r} 6. \quad \text{H T O} \\ 774 \\ + 132 \\ \hline \end{array}$$

ADDITION WITH REGROUPING :

$$\begin{array}{r} 1. \quad \text{H T O} \\ 435 \\ + 356 \\ \hline \end{array}$$

$$\begin{array}{r} 2. \quad \text{H T O} \\ 674 \\ + 255 \\ \hline \end{array}$$

$$\begin{array}{r} 3. \quad \text{H T O} \\ 195 \\ + 564 \\ \hline \end{array}$$

$$\begin{array}{r} 4. \quad \text{H T O} \\ 286 \\ + 453 \\ \hline \end{array}$$

$$\begin{array}{r} 5. \quad \text{H T O} \\ 350 \\ + 465 \\ \hline \end{array}$$

$$\begin{array}{r} 6. \quad \text{H T O} \\ 759 \\ + 108 \\ \hline \end{array}$$



Worksheet

Class -2nd

Subject-EVS

Q1.Fill in the blanks

1. _____ help us to fight tooth decay.
- 2.If we do not take bath regularly, we _____.
- 3.Avoid _____ while eating food.
- 4.Sharing of _____ and _____ are infectious.
- 5.Biting _____ can make us fall ill.

Q2. • "Put the following steps for brushing your teeth in order:"

- a) Brush the top teeth
- b) Rinse your mouth with water
- c) Apply toothpaste to the toothbrush
- d) Brush the bottom teeth.

Q3. Unscramble the scrambled words (name of things which we use to keep ourselves clean) and draw their pictures.

1.OOTHTBUSHR-

2.ASPO-

3.TWEOL-



DAV POLICE PUBLIC SCHOOL , PANCHKULA



Worksheet

Class -2nd

Subject-EVS

Q1.Classify the food items into Healthy and unhealthy food

(Broccoli, Candy, Fish, French fries, Apples, Soda, Spinach, Pizza, Milk, Chocolates)

Healthy Food

- 1.
- 2.
- 3.
- 4.
- 5.

Unhealthy Food

- 1.
- 2.
- 3.
- 4.
- 5.

Q. 2 Match the following.

1.Wheat

a. Pulses

2.Almonds

b. Fruit.

3.Dal

c. Milk

4.Watermelon

d. Grains.

5.Curd

e. Nuts

Q3. Draw a plate and fill it with foods you think are healthy.(you can draw or paste the food items)



Worksheet

Class -II

Subject- EVS

Q1. Fill in the blanks with the given words:-

(warm, protect, cotton, raincoat, gumboots)

1. Clothes _____ us from heat, cold and rain.
2. We wear _____ clothes in summer.
3. Woollen clothes keep us _____.
4. We use a _____ and _____ when it rains.

II. Write "true" or "false"

1. Cotton clothes keep us cool. _____
2. We wear woollen clothes during rainy season. _____
3. We wear different clothes at different times of the year. _____

III. Identify the clothes and name the seasons.



- a. _____ b. _____ c. _____



DAV POLICE PUBLIC SCHOOL , PANCHKULA



Class -2nd

Worksheet

Subject : EVS

(More about me)

Q1. Activity : Find the Words

Search for the words related to hands and legs in the word search.

CLAPBAQU

OERNSHVI

PRJUMPTK

WRITERHJ

SESKIPAP

GRABLEGS

AYHANDSE

Q2.Fill in the blanks using the words "hands" or "legs."

1. I use my to _____ pick up toys.
2. I use my to _____ kick a ball.
3. When I jump, I use my _____.
4. When I hold a crayon, I use my _____.

Q3 Activity 3: Draw and Describe

Draw a picture of yourself using your hands and leg doing something you enjoy.