

DAV POLICE PUBLIC SCHOOL PANCHKULA

**SUMMER HOLIDAYS  
HOMEWORK  
CLASS-NURSERY  
SESSION: 2025-26**







## **INSTRUCTIONS DEAR PARENTS**

**Summer holidays are here again to give us respite from the scorching heat. We hope that our children will enjoy their vacation time as well as polish their skills.**


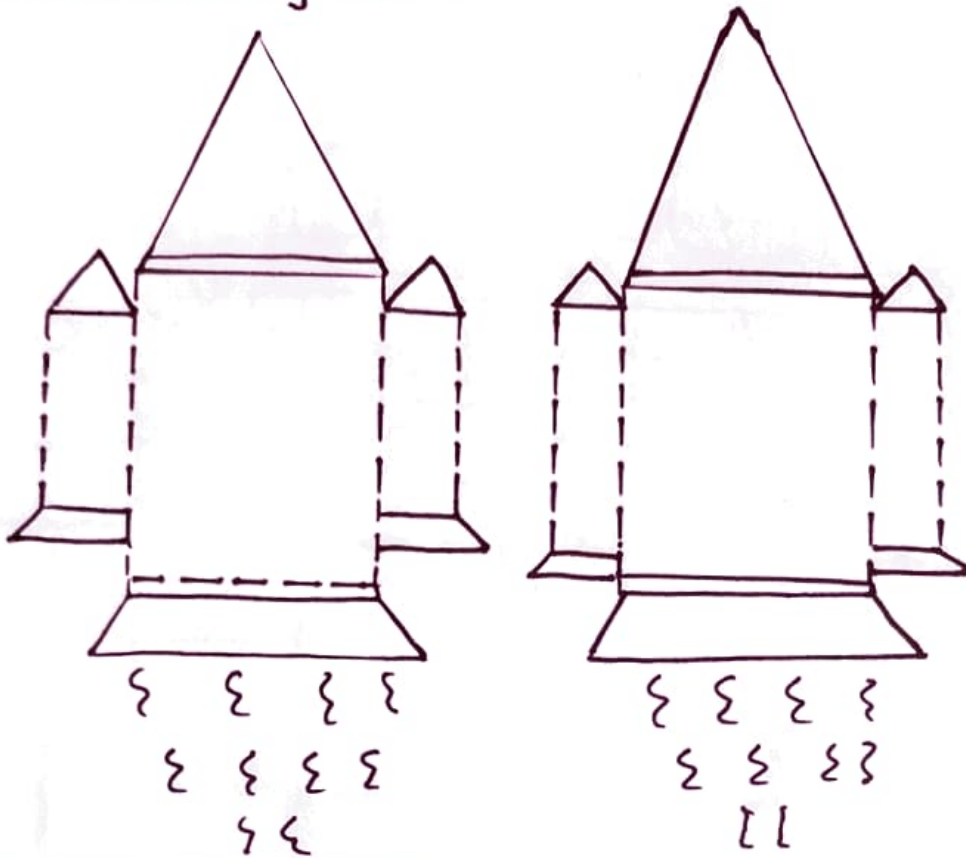
**Children learn through experiences and play. There are many ways in which you can support them in gaining knowledge and understanding as well as strengthen the parent child bond.**

**Some things you can do as a parent:**

- 1. Take your child to the nature walk.**
- 2. Play simple games with your child.**
- 3. Make simple conversations.**
- 4. Involve them in little household tasks.**
- 5. Narrate short stories to them.**
- 6. Try to converse in English with them.**

**HAPPY SUMMER BREAK**

Trace the standing lines :-




Go over the standing lines and colour the rockets with the crayons.



## WORKSHEET- 2

Trace the sleeping lines :-




-----	-----	-----	-----	-----	-----
-----	-----	-----	-----	-----	-----
-----	-----	-----	-----	-----	-----
-----	-----	-----	-----	-----	-----
-----	-----	-----	-----	-----	-----

Go over the sleeping lines and colour the ~~color~~ car using crayons.

# WORKSHEET-3

Colour the clouds and trace the sleeping lines:-



# WORKSHEET-4


Colour the pictures that begins with letter L. (Learn vocabulary)



Lamp



Leaf



Lollipop




Lemon



Lion

# WORKSHEET-NO-3


our the pictures that begin with Letter T. (Learn vocabulary)



tree




toy



tap

10  
ten



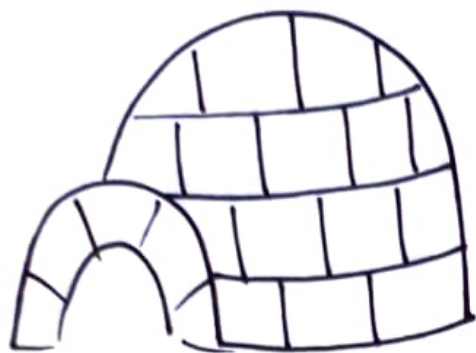
tomato



tub

# WORKSHEET-6

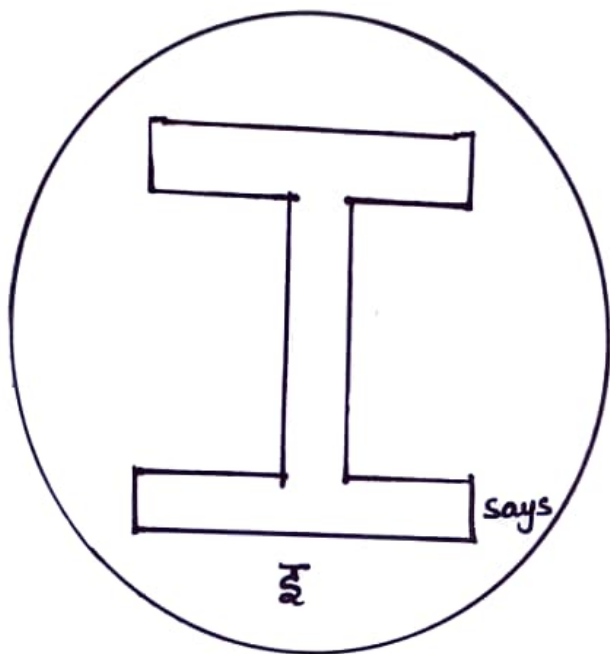
Join the pictures that begin with letter I. (Learn vocabulary)



igloo



iron



injection



ice-cream



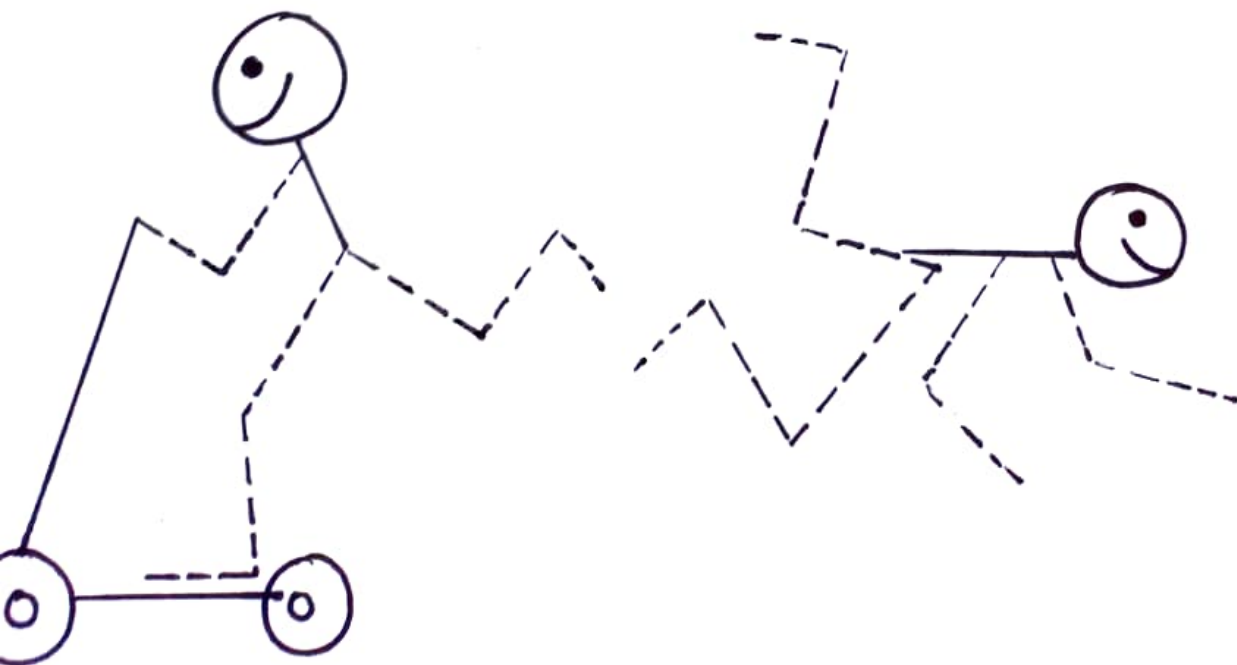

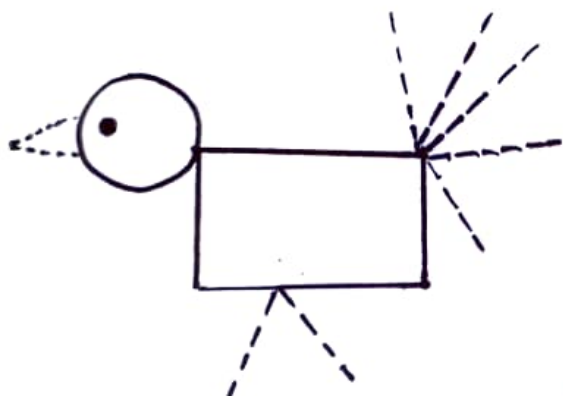

ink



insect



Join the dots to make slanting lines :-


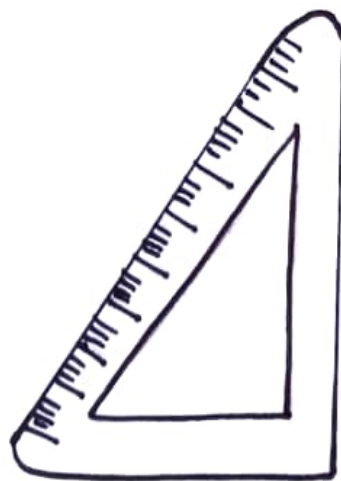
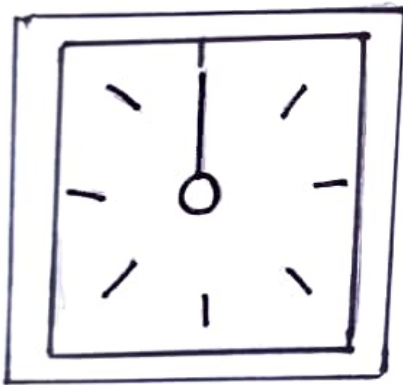

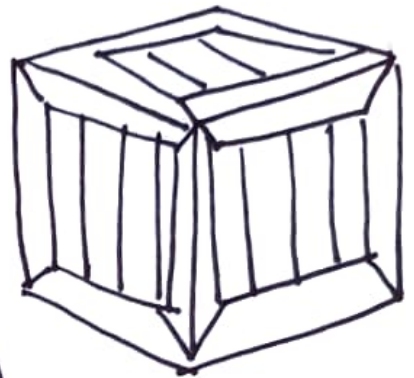
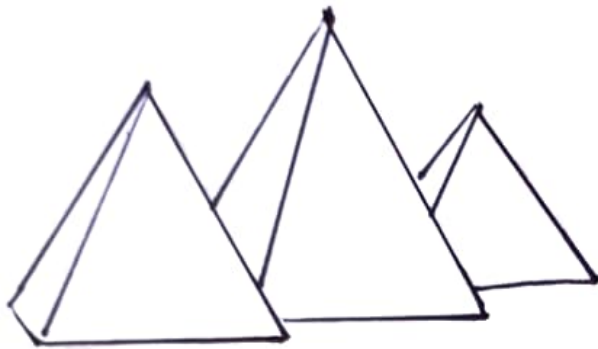


## WORKSHEET-8

Draw all the triangle objects :- Learn vocabulary related to shape

### TRIANGLE

Cap, pizza, smosa, bingo, flag, hanger, ruler





## WORKSHEET-9

Join the dots to draw spirals. Then, colour the pictures :-




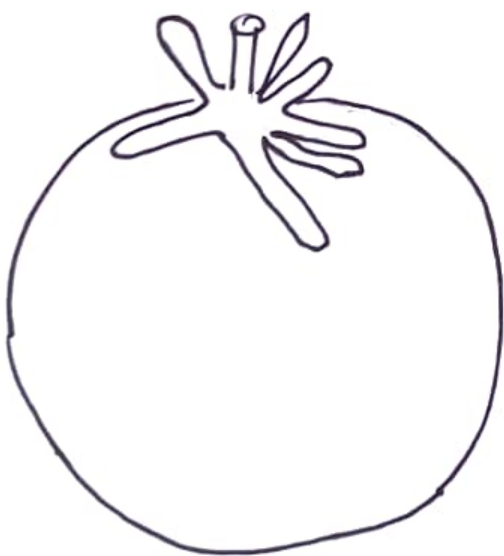
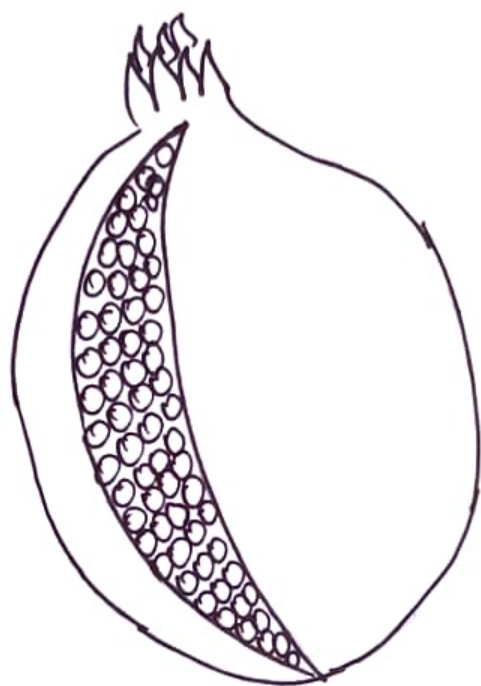

Join the dots to draw circles. Then colour all the vehicles.








# WORKSHEET-11

Colour all the pictures red:-



Colour the big  
images only.



# Classroom Objects

Colour and read.



Pencil



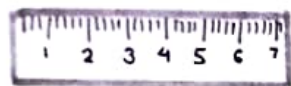
Eraser



Pencil Sharpener




Book



Ruler



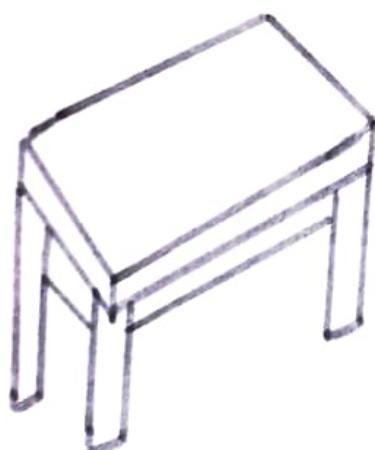
School bag



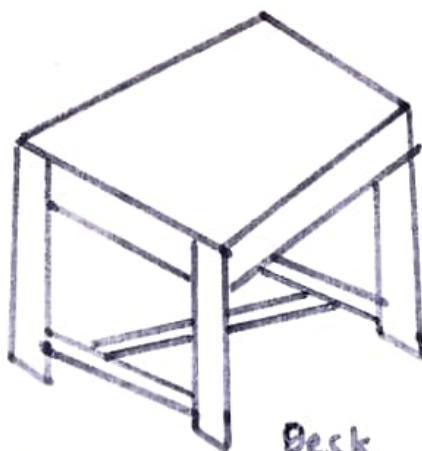
Notebook



Scissors




Table



Desk




Window



Door




Trace and colour the shapes :-



## WORKSHEET-12

Help the dog reach its food :-




Join the dots to make curving lines. Then, colour the roof.






Draw a line to connect the sense organs that match:-



Colour in the fruits


## Fruits




Apple



Banana



Pineapple

Straw-  
berry

Watermelon

