


DAV POLICE PUBLIC SCHOOL PANCHKULA

SUMMER HOLIDAYS
HOMEWORK
CLASS-II
SESSION: 2025-26





DAV POLICE PUBLIC SCHOOL, PANCHKULA



Dear Parents,

Summer vacation is a great time for children to relax, refresh, and learn through fun and engaging activities at home. To ensure that the break is both enjoyable and productive, we request your support in maintaining a healthy routine and encouraging learning through play and daily tasks.

Suggested Routine & Activities:

1. Set a Daily Routine:

Fix regular timings for waking up, meals, study time, playtime, and bedtime. A consistent routine provides children with structure and comfort. Follow a

2. Reading & Writing – Encourage daily reading and short writing tasks like journals or thank-you notes.

3. Life Skills – Involve your child in simple tasks like folding clothes, setting the table, and watering plants.

4. Creative Time – Allow time for drawing, music, storytelling, and craft.

5. Learning Through Play – Use puzzles, word games, and hands-on activities to keep learning fun.

6. Physical Activity – Ensure daily exercise or yoga to stay active and healthy.

7. Limit Screen Time – Encourage more real play and family time over gadgets.

Enjoy a safe, joyful, and enriching vacation!

Remember:

Your support and involvement make a big difference in your child's growth. Let this vacation be a beautiful blend of fun, learning, and bonding!

Warm regards,

DAVPPS, PKL



DAV POLICE PUBLIC SCHOOL, PANCHKULA



Dear Parents

As parents you are requested to keep a watch fuleye on your children and stop them from engaging in:

- 1.Excessive use of mobile phones.
- 2.Playing on line games.
- 3.Spending a lot of time alone away from family members.

"Hardwork always pays off—even during holidays!"

Let's use this holiday to grows marter,stronger,and more independent.

Dear Students and Parents,

To make the summer vacation enjoy able and meaningful, holiday home work has been designed to revise concepts,build creativity, and encourage independent learning. Please go through the following instructions carefully:

- 1.Use a separate3-in-1 notebook—neatly covered and labeled with Name, Class, Section, RollNo, and Subjects.
- 2.Neat and tidywork—All works hould be clean,well-presented, and done by the child in dependently.
- 3.Timely submission—Homework must be submitted on the first day after vacation.
- 4.Assessment and Awards—Work will be checked and best entries will be appreciated or awarded.

Summer Holidays Homework

English-

1. Learn and do written practice of new words ,Q/A and back exercises of chapter 1 to 5
2. Learn poem Little pussy.(Pg .no.15 of English Reader Book)

ACTIVITIES

1. Read the headlines of news paper daily and pick one new word from newspaper headlines everyday write it in a notebook with it's meaning and use it in sentence.
2. Paste any 5 pictures from your syllabus books and write 5 sentences about it.
3. Sit with your grandparents and listen to a story or incident from their childhood and share the story heard in your own words in 5-7 sentences.
4. Choose any OBJECT from your home (like a toy, book, plant etc) and prepare to speak about 1 minute for Show and tell competition in class.

Hindi -

1. पाठ 1 सीखो, पाठ 2 ठीक काम करें, पाठ 3 दादी का गाँव, पाठ 4 मेहनत का फल तथा पाठ 5 जनमदिन पूरे पाठ भाषा अभियास सहित याद करें।
2. 21 जून को मनाये जाने वाले योग दिवस के उपलक्ष्य में किन्ही पांच योगासनों के नाम लिखें व याद करें। 3. रोजाना एक पेज सुलेख का करें। 4. कविता सीखो से कौनसी अच्छी आदतें डालने के लिए आपने प्रेरणा पाई है, कोई तीन लिखें।
5. लिखावट साफ एवं सुंदर हो।

Maths

1. Write and learn number names till 999.
2. Learn and write tables 2 to 10.

E.V.S

1. Learn and write New words ,book exercise and Q/A of Chapter 1 ,2 and 3.

Activity

1. Using old vessels or pot make water and feeding arrangements for birds and street animals.
2. Help your parents in keeping your home clean and also help in other household work.

DAV POLICE PUBLIC SCHOOL, PANCHKULA

Worksheet 2

Name: _____ Class: _____ Subject: English

Part A: Fill in the blanks with is, am, or are.

1. I ____ reading a storybook.
2. She ____ my best friend.
3. We ____ going to the park.
4. He ____ playing with a ball.
5. They ____ happy today.

Part C: Circle the correct helping verb.

1. She (is / are) writing a letter.
2. I (am / are) ready to go.
3. The boys (was / were) in the classroom
4. He (was / were) eating lunch.
5. We (is / are) singing a song.

Part A: Choose the correct preposition.

1. The book is ____ the bag. (in / on)
2. The cat is ____ the table. (under / behind)
3. The ball is ____ the box. (in / near)
4. The chair is ____ the desk. (behind / under)
5. The dog is sitting ____ the boy. (next to / in)

Part B: Fill in the blanks with: in, on, under, behind, or near.

1. The pencil is ____ the table.
2. The shoes are ____ the bed.
3. The clock is ____ the wall.
4. The bag is ____ the chair.
5. The cat is hiding ____ the curtain.



DAV POLICE PUBLIC SCHOOL, PANCHKULA

WORKSHEET-2

A. Comprehension Passage

Jenny has a pet. It is a rabbit. Jenny calls her rabbit Bunny. Bunny has black and brown fur. He is one year old. Jenny likes her rabbit very much because he is soft and cute. Jenny plays with her pet every day. Bunny's favourite food is carrot.

Read the above passage carefully and answer the following questions.

1. Who is Jenny's pet?

Ans. _____

2. What is the name of Jenny's pet?

Ans. _____

3. How old is Bunny?

Ans. _____

4. What is the colour of Bunny's fur?

Ans. _____

5. What is Bunny's favourite food?

Ans. _____

B. Comprehension Passage

It is Sunday. The animals are meeting today. Mr. Lion is the king of the jungle. He is sitting on his throne. He is smiling at everyone. All the animals are standing in front of him and looking at him. Sunday is a funday. All wants to enjoy it with each other.

Read the above passage carefully and answer the following questions:-

1. Tick the correct answer:

a. Throne means _____. (Chair of king/ Dirty Stone)

b. The lion is _____ of the jungle. (King/ Don)

2. Write two action words from the passage.

a. _____ b. _____

3. Write opposite :-

a. Back - _____

Worksheet: Articles (a, an, the)

Name: _____ Class : _____ Subject: English

Part A: Fill in the blanks with a, an or the.

1. I see ___ elephant.
2. She has ___ pencil.
3. We went to ___ park yesterday.
4. He wants to eat ___ orange.
5. ___ moon is bright tonight.

Part B: Circle the correct article.

1. (A / An / The) igloo is made of ice.
2. We saw (a / an / the) tiger in the zoo.
3. She ate (a / an / the) apple.
4. (A / An / The) sky is blue.
5. He found (a / an / the) coin on the road.

Part C: Write 2 sentences using each article.

a:

1. _____
2. _____

an:

1. _____
2. _____

the:

1. _____
2. _____



DAV POLICE PUBLIC SCHOOL, PANCHKULA




Q1. Look at the picture given below and write few lines on it using the words given in the help box.

**Kite
Park**

picnic
blanket

baby
basket

fun windy
flying

This image shows a single sheet of white paper with horizontal blue or grey ruling lines. The lines are evenly spaced and run across the width of the page. There is no handwriting or other markings on the paper.



DAV POLICE PUBLIC SCHOOL, PANCHKULA



SUMMER HOLIDAYS HOMEWORK

(2025-26)

Class-II

WORKSHEET-1

Subject-Hindi

1. एक दिन की बात है। सुंदर वन में एक शेर रहता था। सुंदरवन बहुत सुंदर था। वहाँ चारों ओर हरे भरे पेड़ थे। शेर पेड़ के नीचे सो रहा था। अभी उसे नींद आई ही थी कि अचानक भिनभीनाने की आवाज़ से उसकी नींद खुल गई। उसने इधर देखा उधर देखा। उसे आसपास कोई दिखाई नहीं दिया। वह फिर सोने की कोशिश करने लगा। उसे फिर से भिनभीनाने की आवाज़ सुनाई दी। वह गुस्से में इधर-उधर देखने लगा। तभी उसकी नज़र मकखी पर पड़ी। वह शेर के कानों के पास भिनभीना रही थी। मकखी के भिनभीनाने की आवाज़ से परेशान होकर कहा, जाओ! मुझे आराम करने दो पर मकखी चाहती थी कि शेर उसके साथ खेले।

दिए गए गद्यांश को पढ़कर पूछे गए प्रश्नों के उत्तर लिखें।

1. सुंदरवन में कौन रहता था?

2. सुंदरवन कैसा था?

3. शेर की नींद कैसे खुल गई?

4. शेर को कौन परेशान कर रहा था?

5. मकखी शेर को नींद से क्यों जगाना चाहती थी?

6. मकखी शब्द का वचन बदलें।

7. संज्ञा शब्दों को छांटकर लिखें।

8. कोशिश शब्द का समानार्थ वाला एक शब्द लिखें।

9. इस गद्यांश के आधार पर मिलने वाली सीख को अपने शब्दों में लिखें।



DAV POLICE PUBLIC SCHOOL, PANCHKULA



SUMMER HOLIDAYS HOMEWORK

(2025-26)

Class-II

WORKSHEET-2

Subject-Hindi

1. रेखांकित शब्दों के लिंग बदल कर वाक्य दुबारा लिखें।

1. मोर पेड़ पर बैठा हुआ है। -----

2. लड़की पढ़ाई कर रही है। -----

3. माता जी खाना बना रही हैं। -----

4. चोर डर के मारे कांपने लगा। -----

2. रेखांकित शब्दों के विलोम शब्द बदल कर वाक्य दुबारा लिखें।

1. यह वस्त्र नया ही है। -----

2. बिना बात के हंसना नहीं चाहिए। -----

3. पेड़ के ऊपर चिड़िया बैठी है। -----

4. सुख के सब साथी होते हैं। -----

3. रेखांकित शब्दों के वचन बदल कर वाक्य दुबारा लिखें।

1. चिड़िया उड़ रही है। -----

2. बच्चा खेल रहा है। -----

3. गमला इधर रख दो। -----

4. फूल खिल रहा है। -----

5. गधा भाग रहा है। -----



DAV POLICE PUBLIC SCHOOL, PANCHKULA



SUMMER HOLIDAYS HOMEWORK

(2025-26)

Class-II

WORKSHEET-3

Subject-Hindi

1. दिए गए प्रश्नों के उत्तर लिखें।

1. दादी का गाँव कहाँ है?

2. गाँव में कैसे मकान हैं?

3. तालियाँ रुकने के बाद क्या हुआ?

4. खेतों में कौन काम करता है?

5. मेहमानों के आने पर गीता ने क्या काटा?

6. गीता के पिता ने सबको आखिर में क्या दिया?

2. अपनी सूझबूझ के आधार पर वाक्य पूरा करें।

1. आनंद ब बिस्तर

2. मेले में नहीं

3. गुब्बारे वाला

4. सुबह जल्दी

5. पक्षियों की आवाज़



DAV POLICE PUBLIC SCHOOL, PANCHKULA



SUMMER HOLIDAYS HOMEWORK

(2025-26)

Class-II

WORKSHEET- 4

Subject-Hindi

1. दिए गए शब्दों के वाक्य बनाएं।

1. रेलगाड़ी-
2. थकान-
3. हरियाली-
4. चुपचाप-
5. कंकड़-
6. गुलदस्ता-

2. आप अपना जनम दिवस कैसे मनाते हैं, इसके बारे में लिखें।

3. संज्ञा की परिभाषा लिखें व उदाहरण भी दें।

4. दिए गए वाक्यों के लिए एक शब्द लिखें।

1. जो जूते बनाता है।
2. जो तमाशा दिखाता है।
3. एक तार का बाजा।
4. जो कपड़े धोता है।
5. जो कपड़े सिलता हो।




E.V.S WORKSHEET

CLASS - II

NAME: _____ SECTION: _____ DATE: _____

Q1. Label the different parts of the body



Q2. Match the following

a) Biting nails

b) Use a hanky

c) Sharing of hanky

d) Avoid talking

may cause infection ()

while eating ()

can make us fall ill ()

while coughing or sneezing ()

NAME: _____ SECTION : _____ DATE : _____

Q1. Give one word answer:

- a) I use it while coughing or sneezing- _____
- b) We use it to trim our nails - _____
- c) I live and grow in dirty nails- _____
- d) It is very important to keep our body- _____

Q2. Write T for true and F for false statements

- a) We use a towel to wipe our body after a bath - _____
- b) We should put sharp objects in our eyes and ears- _____
- c) We should brush out teeth once a week- _____
- d) If we follow good habits, we will stay fit and healthy- _____
- e) Avoid talking and laughing while eating- _____

Q3. Match the following

- a) Tooth brush
- b) Shampoo
- c) Cotton buds
- d) Healthy body
- e) Hanky

- healthy mind ()
- to wipe nose ()
- tooth care ()
- hair care ()
- to clean ears ()





DAV POLICE PUBLIC SCHOOL, PANCHKULA



CLASS- II

EVS Assignment

L-3 Our Food

Name _____ Class&Sec _____ Roll No. _____ Date _____

Q1 Tick the correct answer.

- A. We should eat (covered /uncovered) food.
- B. We should not eat too much (vegetables/chocolates).
- C. We should (talk/not talk) while eating.
- D. Flies make the food (clean / dirty).

Q2 Write P for plant product and A for animal product.

banana ☐ butter ☐ fish ☐ onion ☐

chicken ☐ rice ☐ almonds ☐ cheese ☐

Q3 why do we need food?

Q4 Match the following-

- | | |
|-----------------|-----------|
| a. wheat | curd |
| b. apple | vegetable |
| c. milk product | fruit |
| d. spinach | grain |

Q5 Solve the riddles.

- a) I am big a fruit. I am yellow in colour. Monkeys like to eat me.

- b) I am a vegetable. People cry when they cut me. _____
- c) I am a vegetable. I am long and orange. Bunny Rabbit loves to eat me. _____

Q6 Draw two healthy food and two junk food.

--	--	--	--



DAV POLICE PUBLIC SCHOOL, PANCHKULA



Class - 2 EVS Lesson - 4 (Our Clothes)

Name _____ Class & Sec _____ Roll No _____

Q1 Fill in the blanks with the correct word.

- a) People wear clothes according to _____ (mood/season).
- b) Woollen clothes keep us _____ (cool/warm).
- c) We get silk from _____ (earthworm/silkworm).
- d) We wear plastic clothes in _____ season (winter/rainy).
- e) We get wool from _____ (elephant/sheep).

Q2 Circle the odd one out-

- a) umbrella gumboot raincoat jacket
- b) gloves sweater socks skirt

Q3 Guess who am I.

- a) I wash and iron your clothes, I am a _____.
- b) I stitch your clothes, I am a _____.

Q4. Reena is going to a hill station. It is very cold. Make a list of clothes she has to carry along with her. Draw any two clothes in the boxes given below and colour the given picture.



Maths Assignment Class – II

Name _____ Class & Sec _____ Roll No _____

Q1. Write the number names of the following : –

- a) 105 _____
- b) 248 _____
- c) 612 _____
- d) 700 _____
- e) 934 _____

Q2. Write the numerals of the following : –

- | | H | T | O |
|---------------------------------|---|---|---|
| a) One hundred and eleven | — | — | — |
| b) Three hundred and fifty | — | — | — |
| c) Four hundred and two | — | — | — |
| d) Eight hundred | — | — | — |
| e) Nine hundred and ninety nine | — | — | — |

Q3. Write the numbers in expanded form : –

- a) 180 □ _____ hundreds + _____ tens + _____ ones
- b) 573 □ _____ hundreds + _____ tens + _____ ones
- c) 902 □ _____ hundreds + _____ tens + _____ ones

Q4. Fill in the blanks with ordinal numbers –

- a) The position of T in TABLE is _____
- b) The position of D in SPIDER is _____

MATHS WORKSHEET

CLASS - II

NAME: _____ SECTION : _____ DATE : _____

Write the numbers given below in expanded form

1. H T O

5 7 5 = _____

2. H T O

6 9 2 = _____

3. H T O

1 4 5 = _____

4. H T O

7 8 6 = _____

Q2. a) Encircle all the numbers less than number 75

89	74	61	80	19
----	----	----	----	----

b) Encircle all the numbers greater than number 87

88	82	97	75	60
----	----	----	----	----

c) Colour the circle with the greatest number

34	45	62	21
----	----	----	----


d) Colour the circle with the smallest number

68	50	89	91
----	----	----	----

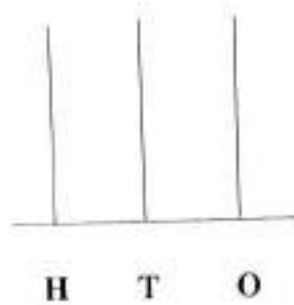
Q3. Ravi has 35 pencils and Kavi has 15 pencils. How many pencils do they have all together?

Ans. They have _____ pencils all together.


Q4. Draw beads on the abacus to show the number



576



287



685

Q5. Write in ascending order

584 482 280 165

Write in descending order

195 245 345 155

Q6. Write the number names.

146 = _____

580 = _____

312 = _____

490 = _____

Mathematics Assignment Class – II

Name _____ Roll No _____ Class & Sec _____

Q1. Word Problems.

I) Mohan has 458 red balls. His mother gives him 197 blue balls. How many balls does Mohan have in total now?

II) Radha goes to market. She buys 305 packets of orange toffees and 219 mango toffees. How many packets of toffees does she buy in all?

III) On Monday, I see 789 butterflies. Next day, I see 105 more butterflies. How many butterflies are there in total?
