

D A V Police Public School

Summer Holiday  
Homework  
CLASS- II  
Session(2023-24)





# DAV POLICE PUBLIC SCHOOL, PANCHKULA



## SUMMER HOLIDAYS

*'Let all your worries and stress go away this summer and enjoy every minute of it.'*

Dear children,

Your summer holidays are here, you are surely looking forward to some exciting days ahead. It's time to relax and spend time with your family. Find time to look out for new experiences and observe things around. You can have fun at home or discover a new hobby. We have thoughtfully designed your Holidays homework for the summer break. Proper care is taken to ensure that you use your creativity, imagination and innovative ideas. So go ahead and have loads of fun!

Here are some tips for summer break.

1. Follow a routine. Avoid sleeping at irregular times.
2. Enjoy summer fruits, nutritious food and drink lots of water.
3. Stay safe indoors.
4. Observe things around the environment.
5. Help your parents with household chores



# DAV POLICE PUBLIC SCHOOL, PANCHI

HOLIDAYS HOMEWORK(2023-24)  
CLASS- II

## ENGLISH

Dear Parents,

Holidays are time when you can connect with your child in many ways. You can encourage Your child's love for learning by participating in different activities at home.

Working together will bring a confidence ,reason to learn and develop skills necessary for his/her education .

**(Utilize the time smartly)**



STUDY  
WELL



Read Books



ENGAGE  
YOURSELF IN  
HOBBY



PLAY  
GAMES

This Photo by Unknown Author is

## ACTIVITY TIME

\* Note – Do the given activities in one scrap book

- Collect pictures of different nouns from old newspaper or magazine and paste it in scrap file.
- Write five describing words showing facial expressions. Paste their pictures and write the expression shown .For e.g. Sad
- Paste five pictures of each ( Singular nouns and Plural nouns)and name them .For e.g. book -books
- Make a word train of ten words . For e.g. Pen- Nap- Parrot . You can take any word to start.

## Art integrated activity

Make a 3D model of a jungle showing animals found in Haryana and Manipur in common.

## Reading Time

- \*Reading story books enhance language and vocabulary. Make a habit of reading one short story everyday.
- \*Write the name of story ,two new words from the story it's meaning and moral of the story datewise in thin notebook.

### Learning Time

\*Learn new words, question/answers , back exercises of chapter 3 ( Puss and the Parrot) chapter 4 ( The Helpful Friends ) chapter 6 ( The Spark in the Dark)

\*Myself

### Practice Time

Paste worksheet one and two in English notebook and solve it.

### विषय - हिंदी

- क . पाठ – 4 से 6 भाषा माधुरी व भाषा अभ्यास में दोहराएँ
- ख . आर्ट इंटीग्रेशन हेतु मणिपुर व हरियाणा के खान – पान के चित्रों का कोलाज़ बनाएँ
- ग . दी गई कार्य पत्रिकाएँ पूरी करें
- घ . प्रतिदिन एक सुलेख लिखिए( अलग उत्तर पुस्तिका में लिखिए )

### MATHS

#### PRACTICE WORK

- 1.Practice and revise unit-1 , unit-2 and unit -3.
- 2.Learn and practice counting 1 to 1000 and their number names in rough notebook.
4. Practice 10 addition sums with carry and 10 subtraction sums daily for two weeks in rough notebook.
- 3.Learn tables 2 to 12

#### Art work

Make a model of an Abacus (3-digit no.) or Make a model of a clock. (any one)

#### Art Integration Project:

Make a collage of different symbols of Manipur using different geometrical shapes(like square,triange,circle,etc.)

### EVS

#### LEARNING WORK

- 1.Practice and learn new words of lesson-1 to Lesson-4.
- 2.Read lessons 1 to 4 everyday.
- 3.Learn book exercise and Question Answers of Ls-1 to Ls-4.

#### ACTIVITY

- 1.Paste the pictures of different types of dresses( dhoti, shirt , saree, etc.)on A4 sheet.
- 2.Paste the pictures of different types of houses on A4 sheet.

#### ART INTEGRATION WORK

\*Paste the pictures of different symbols of Manipur and Haryana

### COMPUTER

1. Draw pictures of monitor, CPU, Keyboard, mouse and colour it in notebook.
2. Write the name and paste pictures of five places where computers are used.
3. Make a list of input and output devices and also paste pictures on coloured A4 sheet.

### ART AND CRAFT

\*Draw object drawings on page no. 11,12,13,14 and 15 with oil pastels in Drawing file.



# DAV POLICE PUBLIC SCHOOL, PANCHI

## WORKSHEET -2

### Preposition

#### CLASS-2

Fill in the blanks with suitable preposition:

in	behind	beside	under	on	between	In front of
----	--------	--------	-------	----	---------	-------------



1. The dog is \_\_\_\_\_ the bed.
2. The bed is \_\_\_\_\_ study table and a drawer.
3. The lamp is \_\_\_\_\_ the study table .
4. The books are \_\_\_\_\_ the yellow box.
5. The cat is \_\_\_\_\_ the computer.
6. The boxes are \_\_\_\_\_ the bed.
7. The study table is \_\_\_\_\_ the bed.

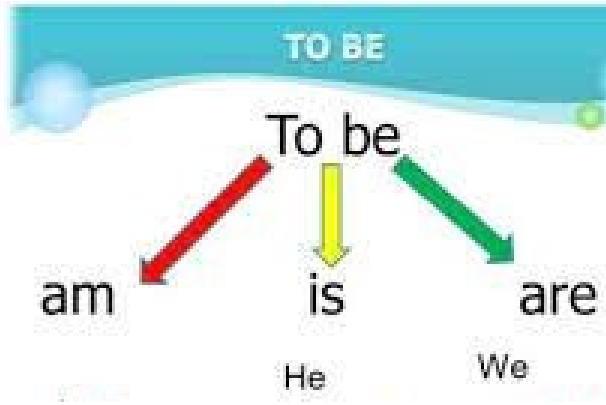


# DAV POLICE PUBLIC SCHOOL, PANCHI

## WORKSHEET ( HELPING VERBS)

CLASS-2

Fill in the blanks with is, am or are.



1. Ben \_\_\_\_\_ Roy's best friend.
2. Ben and Roy \_\_\_\_\_ best friends.
3. We \_\_\_\_\_ going to London.
4. Sally \_\_\_\_\_ talking to pat.
5. I \_\_\_\_\_ going to London.
6. Who \_\_\_\_\_ winning the race?
7. You \_\_\_\_\_ eating too much.
8. The movie \_\_\_\_\_ too scary.
9. That kid \_\_\_\_\_ acting funny .
10. You \_\_\_\_\_ being too selfish.
11. Sam \_\_\_\_\_ hiding behind the bush.
12. A cow \_\_\_\_\_ grazing in the field.
13. They \_\_\_\_\_ going to the park.
14. The ice- cream \_\_\_\_\_ melting.
15. I \_\_\_\_\_ swimming in the pool.



# DAV POLICE PUBLIC SCHOOL, PANCHI


## WORKSHEET 1 GRAMMAR (ARTICLES)

CLASS-2

"an" or "a"



an owl



a cow

Q.1.Fill in the blanks with A- AN



This is \_\_\_\_\_ Atlantic Ocean.



That is \_\_\_\_\_ good place.



Have you ever seen \_\_\_\_\_ alien?



\_\_\_\_\_ apple a day keeps the doctor away .




She is \_\_\_\_\_ actress.



Please give \_\_\_\_\_ glass of water.



Q.2.Colour the following picture and write things you see in the picture using a,an



---

---

---

---

---

---



# DAV POLICE PUBLIC SCHOOL, PANCHI

## WORKSHEET 2

CLASS-2

Chapter 3 and 4

Q1 Answer the following questions:

a. Who is more clever Puss or the Parrot?

\_\_\_\_\_

b. Who is Chirpy?

\_\_\_\_\_

c. Who was hungry?

\_\_\_\_\_

d. Where was the parrot sitting?

\_\_\_\_\_

e. Whom did tuk- tuk call for help?

\_\_\_\_\_

f. What did all the animals collected?

\_\_\_\_\_

g. Whom does Puss want to eat?

\_\_\_\_\_

h. Who is Chirpy's friend?

\_\_\_\_\_

Q2. Make Sentences :

i) Storm: \_\_\_\_\_

ii) Shaking: \_\_\_\_\_

iii) Brightly: \_\_\_\_\_

iv) Hungry: \_\_\_\_\_

v) Twigs: \_\_\_\_\_

Q3. State whether the statements are True or False:

a) Puss ate the parrot at the end of the story. \_\_\_\_\_

b) Tuk- Tuk refused to help chirpy. \_\_\_\_\_ sing a song. \_\_\_\_\_



# DAV POLICE PUBLIC SCHOOL, PANCHKULA



Class-II

अभ्यास पत्रिका - 1

1 . सही शब्द चुन कर खाली स्थान भरिए :-

(चुहिया , मालिन , धोबिन , अध्यापक , आदमी )

क . माली और \_\_\_\_\_ दोनों बगीचे में काम कर रहे हैं।

ख . वह औरत और \_\_\_\_\_ चोरी करके भाग गए।

ग . मेरी कक्षा को \_\_\_\_\_ और तुम्हारी कक्षा को अध्यापिका पढ़ाती हैं।

घ . धोबी कपड़े धोता है और \_\_\_\_\_ उन्हें सूखने डालती हैं।

ङ . हमारे घर में एक मोटा चूहा ओर एक छोटी \_\_\_\_\_ हैं।

2. विपरीत शब्द लिखिए:-

बड़ा - \_\_\_\_\_

गर्म - \_\_\_\_\_

अच्छा - \_\_\_\_\_

सफेद - \_\_\_\_\_

3 लिंग बदलो :-

राजा - \_\_\_\_\_

मोर - \_\_\_\_\_

शेर - \_\_\_\_\_

नौकर- \_\_\_\_\_

गाय - \_\_\_\_\_

4.सामान लय वाले शब्द लिखिए :-

बाजा - \_\_\_\_\_

रात - \_\_\_\_\_



# DAV POLICE PUBLIC SCHOOL, PANCHKULA



Class-II


अभ्यास पत्रिका - 2

मेरा परिचय

- क .1 . मेरा नाम \_\_\_\_\_ है
- 2 .मैं \_\_\_\_\_ साल का /की हूँ ।
3. मैं \_\_\_\_\_ कक्षा में पढता /पढती हूँ ।
- 4 . मेरे स्कूल का नाम \_\_\_\_\_ है ।
5. मेरी मुख्य अध्यापिका का नाम \_\_\_\_\_ है ।
6. मेरी अध्यापिका का नाम \_\_\_\_\_ है ।
7. मुझे \_\_\_\_\_ खेलना पसंद है ।

ख . अपने पिताजी के बारे में पांच पंक्तियाँ लिखे व चित्र भी चिपकाएँ:-

- 1 \_\_\_\_\_
- 2 \_\_\_\_\_
- 3 \_\_\_\_\_
- 4 \_\_\_\_\_
- 5 \_\_\_\_\_





# DAV POLICE PUBLIC SCHOOL, PANCHKULA



Class-II

अभ्यास पत्रिका - 3

## 1 . वचन बदलो :-

क . झाड़ी - \_\_\_\_\_ ख . किताब - \_\_\_\_\_

ग . पौधा - \_\_\_\_\_ घ . लड़का - \_\_\_\_\_

## 2 . वाक्य बनाओ :-

क . राजा - \_\_\_\_\_

ख . मालिक \_\_\_\_\_

ग . जन्मदिन - \_\_\_\_\_

घ . जंगल - \_\_\_\_\_

## 3. निम्नलिखित प्रश्नों के उत्तर दीजिए :-

क . गीता ने अपना कौन - सा जन्मदिन मनाया ?

उत्तर :- \_\_\_\_\_

ख . आनंद के कितने दांतों में कीड़ा लग गया था ?

उत्तर :- \_\_\_\_\_

ग . सुरेश और उसके साथियों को मंच पर क्यों बुलाया गया ?

उत्तर :- \_\_\_\_\_

घ . ठंडी हवा क्या दूर कर देती है ?

उत्तर :- \_\_\_\_\_

ड . गाँव में क्या नहीं जाती है ?

उत्तर :- \_\_\_\_\_



# DAV POLICE PUBLIC SCHOOL, PANCHKULA



Class- II

अभ्यास पत्रिका - 4

1. दिए गए उदाहरण के अनुसार शब्द लिखिए :-

क . लिख -	लिखो	लिखते
ख . काट -	_____	_____
ग . सुन -	_____	_____
घ . भाग -	_____	_____
ङ . हँस -	_____	_____

2 . अनेक शब्दों के लिए एक शब्द :-

क . जो कपड़े धोता हो -	_____
ख . जिस पर फल लगते हो -	_____
ग . जो जूते बनाता हो -	_____
घ . वन का राजा -	_____

3 . दिए गए शब्दों को उनके अर्थ से मिलाए :-

क . नाव	बरसात
ख . जल	दिया
ग . दीपक	पानी
घ . बारिश	नौका

4 वर्ण पर सही मात्रा लगाएँ :-

क. शख -	_____
ख. खिडक -	_____
ग. कवाड -	_____
घ. मरनी -	_____
ङ. मसम -	_____



# DAV POLICE PUBLIC SCHOOL, PANCHKULA



Class-II

अभ्यास पत्रिका - 5

1. वर्ण लगा कर वाक्य पूरा करे :-

ब	ढ	प	गु	हि	पु	उ	ठ
---	---	---	----	----	----	---	---

क . पट्टी

ड . \_\_ल्ला

ख . \_ स्सा

च . \_\_स्तक

ग . \_\_क्कन

छ . \_\_ल्लू

घ . \_\_म्मत

ज . \_\_प्पा

2 . पाठ जन्मदिन के आधार पर दिए गए शब्दों के साथ लगने वाले ठीक शब्द चुनकर लिखिए :-

देना	बनाना	काटना	सुनाना	सजाना	गाना
------	-------	-------	--------	-------	------

क. घर \_\_\_\_\_

ख. गुलदस्ता \_\_\_\_\_

ग. पकवान \_\_\_\_\_

घ. केक \_\_\_\_\_

ड. गाना \_\_\_\_\_

च. चुटकुले \_\_\_\_\_

3. उदाहरण के अनुसार कहाँ लगाकर शब्द लिखिए:

क . मछली जल में रहती है।

मछली कहाँ रहती है?

ख. आनंद बिस्तर पर लेता है।

\_\_\_\_\_

ग. डॉक्टर आनंद के घर आता है।



CLASS II

TOPIC: NUMBERS TILL HUNDRED

WORKSHEET -1

1. Fill in the blanks with  $<$ ,  $>$ ,  $=$

(a) 45 \_\_\_\_\_ 34

(b) 23 \_\_\_\_\_ 32

(c) 12 \_\_\_\_\_ 21

(d) 10 \_\_\_\_\_ 10

(e) 36 \_\_\_\_\_ 6

(f) 15 \_\_\_\_\_ 50

2. Arrange the numbers in ascending order:

(a) 12 , 32 , 18 , 20 , 31

\_\_\_\_\_

(b) 43 , 23 , 13 , 34 , 14

\_\_\_\_\_

(c) 54 , 48 , 44 , 88 , 90

\_\_\_\_\_

3. Arrange the numbers in descending order :

(a) 25 , 46 , 20 , 49 , 13

\_\_\_\_\_

(b) 16 , 44 , 50 , 11 , 27

\_\_\_\_\_

4. Write the number names for the following:

a) 98 \_\_\_\_\_

b) 33 \_\_\_\_\_

c) 22 \_\_\_\_\_

d) 65 \_\_\_\_\_

e) 49 \_\_\_\_\_

f) 37 \_\_\_\_\_





Class-II

WORKSHEET -2

Q1: - Write the Number names of the following: -

745 \_\_\_\_\_

86 \_\_\_\_\_

420 \_\_\_\_\_

137 \_\_\_\_\_

96 \_\_\_\_\_

Q2 :- Fill in the blanks with  $>$ ,  $<$ ,  $=$

606 \_\_\_\_\_ 507

387 \_\_\_\_\_ 407

559 \_\_\_\_\_ 605

198 \_\_\_\_\_ 198

867 \_\_\_\_\_ 486

Q3 :- Arrange the numbers in ascending order

499, 277, 402, 208, 283 \_\_\_\_\_

245, 963, 706, 400, 108 \_\_\_\_\_

Q4 :- Arrange the numbers in descending order

649, 557, 882, 538, 253 \_\_\_\_\_

474, 893, 296, 605, 107 \_\_\_\_\_

Q.5 a) What comes after 116 \_\_\_\_\_

b) What comes before 236 \_\_\_\_\_



Class-II

WORKSHEET – 3

**1. Addition Sums:**

$$\begin{array}{r} \text{(a) H T O} \\ 334 \\ + 583 \\ \hline \\ \hline \end{array}$$

$$\begin{array}{r} \text{(b) H T O} \\ 346 \\ + 535 \\ \hline \\ \hline \end{array}$$

$$\begin{array}{r} \text{(c) T O} \\ 79 \\ + 38 \\ \hline \\ \hline \end{array}$$

$$\begin{array}{r} \text{(d) T O} \\ 78 \\ + 74 \\ \hline \\ \hline \end{array}$$

$$\begin{array}{r} \text{(e) T O} \\ 24 \\ + 40 \\ \hline \\ \hline \end{array}$$

**2. Subtraction Sums:**

$$\begin{array}{r} \text{(a) T O} \\ 35 \\ - 25 \\ \hline \\ \hline \end{array}$$

$$\begin{array}{r} \text{(b) T O} \\ 79 \\ - 50 \\ \hline \\ \hline \end{array}$$

$$\begin{array}{r} \text{(c) T O} \\ 60 \\ - 40 \\ \hline \\ \hline \end{array}$$

$$\begin{array}{r} \text{(d) T O} \\ 16 \\ - 16 \\ \hline \\ \hline \end{array}$$

**3. Fill in the blanks.**

(a)  $567 = \text{-----} + 60 + 7$

(b)  $904 = 900 + \text{-----} + 4$

(c)  $346 = \text{-----} + 40 + 6$

(d)  $189 = 100 + 80 + \text{-----}$

(e)  $492 = 400 + \text{-----} + 2$


**4. Represent the following numbers on abacus.**

(a) 456

(b) 934

# Body parts

Match the pictures with the words.



Arm

Leg

Toe

Head

Knee

Foot



**Worksheet**

**Subject- EVS**

**Class-2**

**Q.1 Make pair of these clothes.**

**Pant,, salwar, dhoti ,saree, shirt, kameez, kurta, blouse**

**(1) (2)**

**(3) (4)**

**Q.2 Write the name of any four food items which we make from milk.**

**(1) (2)**

**(3) (4)**

**Q.3 Write the name of any four food items that we get from plants.**

**(1) (2)**

**(3) (4)**

**Q.4 Write the name of any four food items that we get from animals.**

**(1) (2)**

**(3) (4)**

**Q.5 Write good or bad against the following statements:**

**(1) We should eat all the time.**

**(2) We should drink clean water.**

**Q 8 What kind of clothes we wear in summer season? \_\_\_\_\_**

**Q 9 What kind of clothes we wear in winter season? \_\_\_\_\_**

**Q. 10 What kind of clothes we wear in rainy season? \_\_\_\_\_**



**Worksheet**

**Subject- EVS**

**Class-2**

**TOPIC-Keeping Clean**

**Fill in the blanks with the help of picture clues and help box:**

**(Tooth Brush, Soap, Hanky, Water, Tooth Paste, Towel, Nail-cutter, Comb)**

1. we use \_\_\_\_\_ and \_\_\_\_\_ to clean our body.

2. we use \_\_\_\_\_ to cut short our nails.

3. we use \_\_\_\_\_ to keep our hair tidy.

4. we use a \_\_\_\_\_ to blow our nose.

5. we use clean \_\_\_\_\_ to wipe our body.

6. we use \_\_\_\_\_ and \_\_\_\_\_ to clean our teeth.

7. Draw the pictures of things we use to clean ourselves.